

arm

**Welcome to  
10 years of CMSIS**

CMSIS Partner Meeting  
Embedded World 2019

Reinhard Keil  
Sr. Director Embedded Tools

Joachim Krech  
Director of Engineering CMSIS/Tools

Shebu Varghese Kuriakose  
Senior Software Technology Manager

## Welcome to 10 years of CMSIS

- Armv8.1-M enhancements that improve DSP and ML performance
- Secure Debug: Reference implementation with CMSIS-DAP
- CMSIS-Zone system partitioning and TrustZone setup
- PSA (Platform Security Architecture) and Trusted Firmware-M
- How CMSIS and TF-M software packs simplify IoT
- CMSIS roadmap & discussion

IMPORTANT: This presentation will be available here:

[https://github.com/arm-software/cmsis\\_5](https://github.com/arm-software/cmsis_5) - CMSIS\_EW2019.pdf

# CMSIS has 10 years of history – how it began!

## Making the News: CMSIS Press

### Industry puts weight Cmsis software standard



**Reinhard Keil:** "Our goal is to reduce complexity."



**Jean Anne Booth:** "It is the software that takes the time."



**Jim Nicholas:** "There is a greater good."

troller software interface standard), and acts as a vendor-independent hardware abstraction layer for the Cortex-M series.

"Embedded developers re-use code heavily," said Reinhard Keil, Arm's director for MCU tools. "But purchased code and code from other sources is not often integrated into the project. That is because there is no standard, so we came up with a standard that solves this."

Cmsis should let silicon vendors and middleware providers create software that can be easily integrated. It should also reduce the learning curve for new microcontroller developers.

Creating software is seen as one of the major costs in the embedded industry. Standardising the software interfaces across all Cortex silicon vendor products has the potential to reduce this cost significantly, especially when creating projects for new devices or migrating

for safety requirements."

Fabless semiconductor company Luminary Micro involved in developing C

"It is the software that takes the time," said Luminary Micro marketing officer Jean Anne Booth. "We will have full support on our Stellaris controllers early next year."

ST Microelectronics, which has standardised on Cortex-M3, also given its backing to Cmsis.

"There is a greater good here," said Jim Nicholas, general manager of STM's microcontroller division. "It serves all our interests. We collaborate so our customers have flexibility. We cannot have differences with our competitors to undermine our customer routes to market."

NXP is sampling its LPCAx family of Cortex-M products and is planning to make availability early next year, which is why it has

## CMSIS – Lead Partners

### ■ Silicon Partners

- Atmel
- Luminary
- NXP
- STMicroelectronics



### ■ Software Partners

- IAR Systems
- KEIL, An ARM Company
- Micrium
- SEGGER



### ■ Open Source Community (GCC)


# CMSIS 10 years later – where are we today?



CMSIS is the pathway to the Arm microcontroller eco-system of tools and software



Trillions of  
devices  
use CMSIS



5,500+ MCUs / ASSPs  
supported with CMSIS



Used in many projects  
> 8,000,000 source files  
public on GitHub



CMSIS installations  
260.000 downloads  
of CMSIS-Pack 5.4.0

- Support for **all Cortex-M, Cortex-A5, A7, A9**
- Open source – development public on GitHub:  
[https://github.com/ARM-software/CMSIS\\_5](https://github.com/ARM-software/CMSIS_5)  
with good contributions – thank you!



CMSIS

About 446.000 results

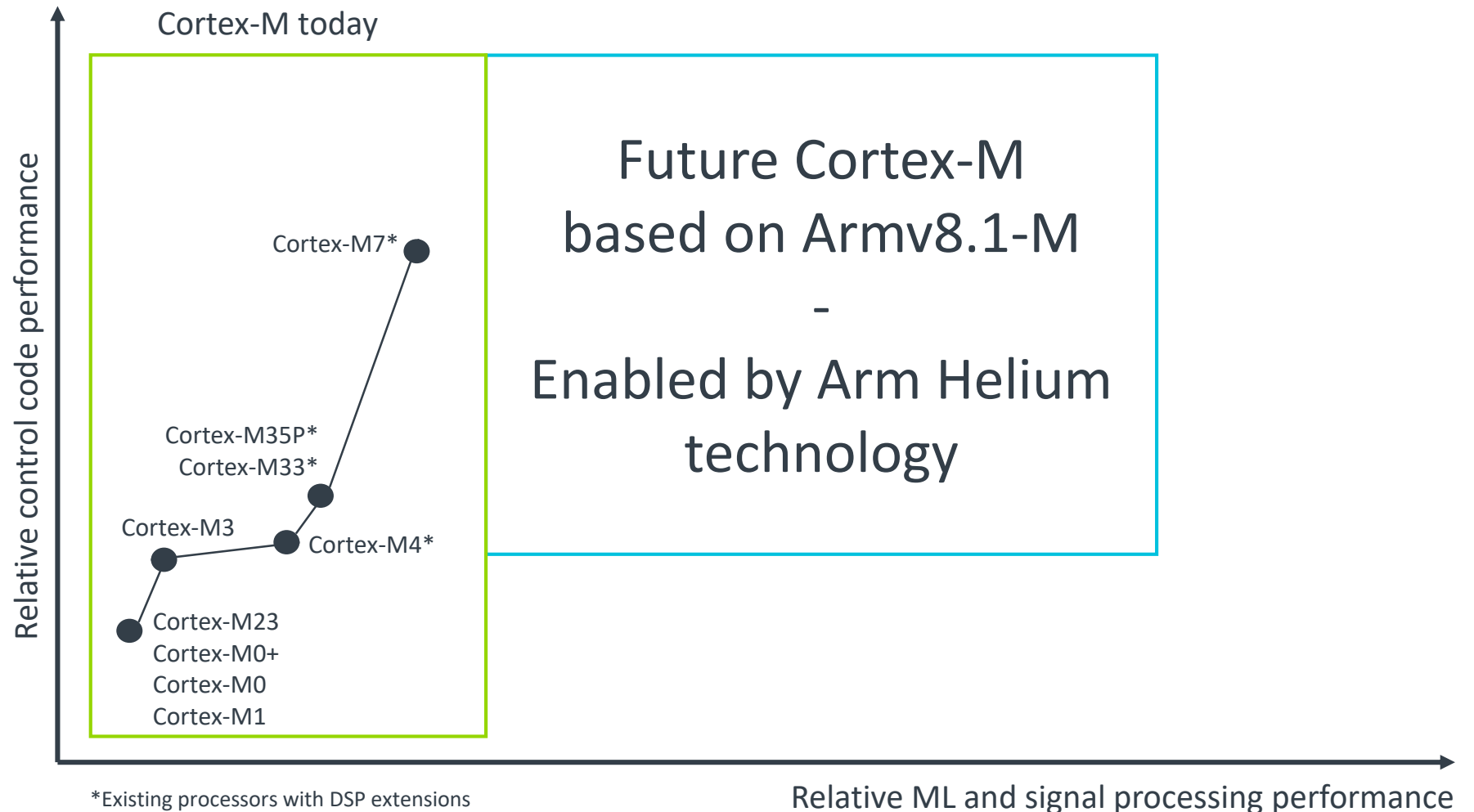
- **32 silicon vendors** that provide public CMSIS device family packs
- CMSIS pack support in **various IDE/toolchains**:
  - Arm DS
  - Arm Keil MDK
  - IAR EWARM
  - [github.com/ARM-software/cmsis-pack-eclipse](https://github.com/ARM-software/cmsis-pack-eclipse)  
(which enables several vendor specific tools)

arm

Armv8.1-M  
enhancements  
that improve  
DSP and ML performance

# CMSIS enables consistent software for all Cortex-M (& A5/A7/A9)

+45 billion  
Cortex-M  
based chips  
shipped\*\*



# Evolving the architecture for more capable, secure devices

Armv8.1-M

Helium

M-Profile Vector Extension



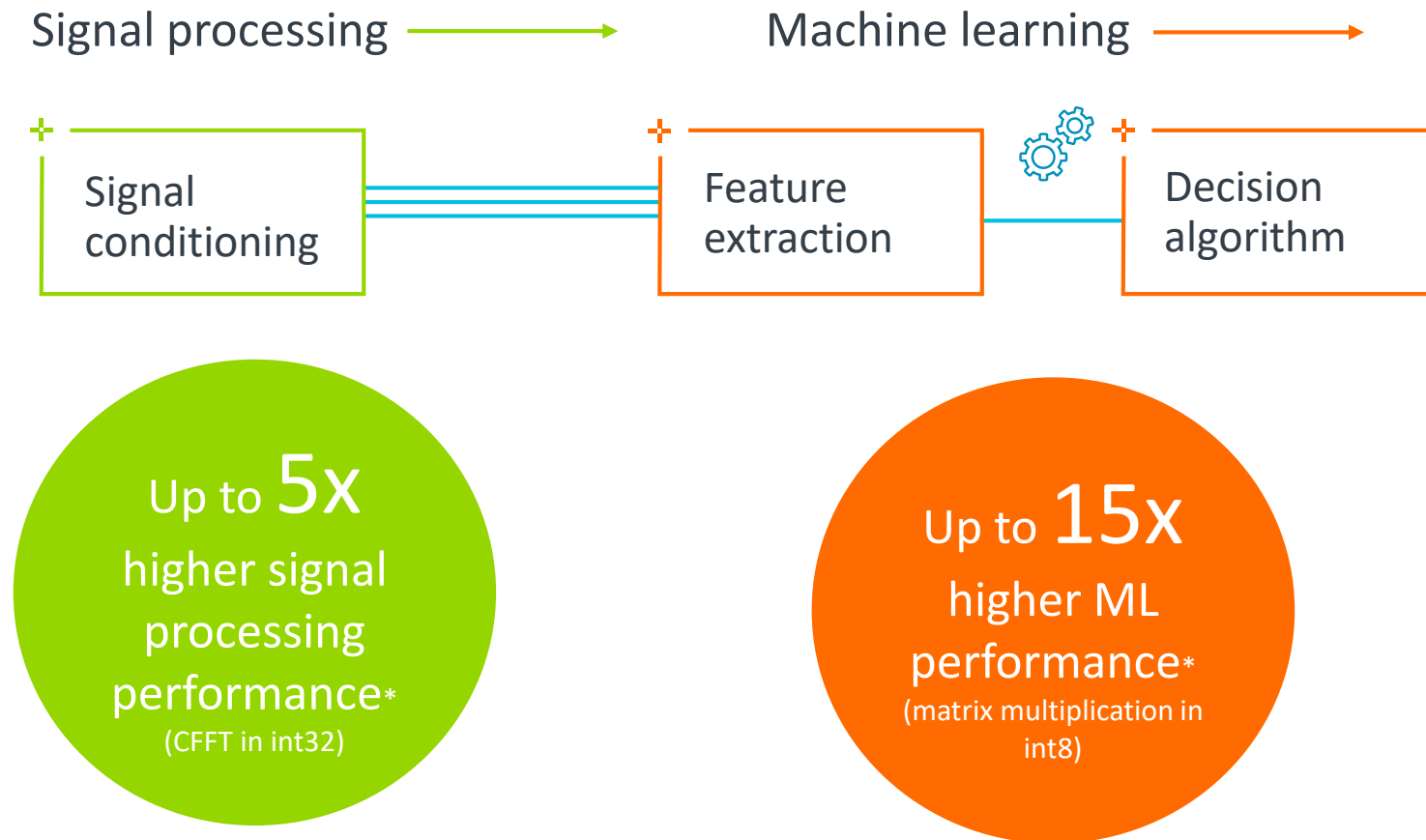
- Support for half-precision floating-point, loops and branches
- Additional debug features for signal processing
- Enhanced error reporting using Reliability, Availability and Serviceability (RAS) extension

Armv8.0-M mainline  
Built-in security with TrustZone for Armv8-M and PSA principles

[developer.arm.com/technologies/helium](https://developer.arm.com/technologies/helium)

# Transforming the capabilities of the smallest devices

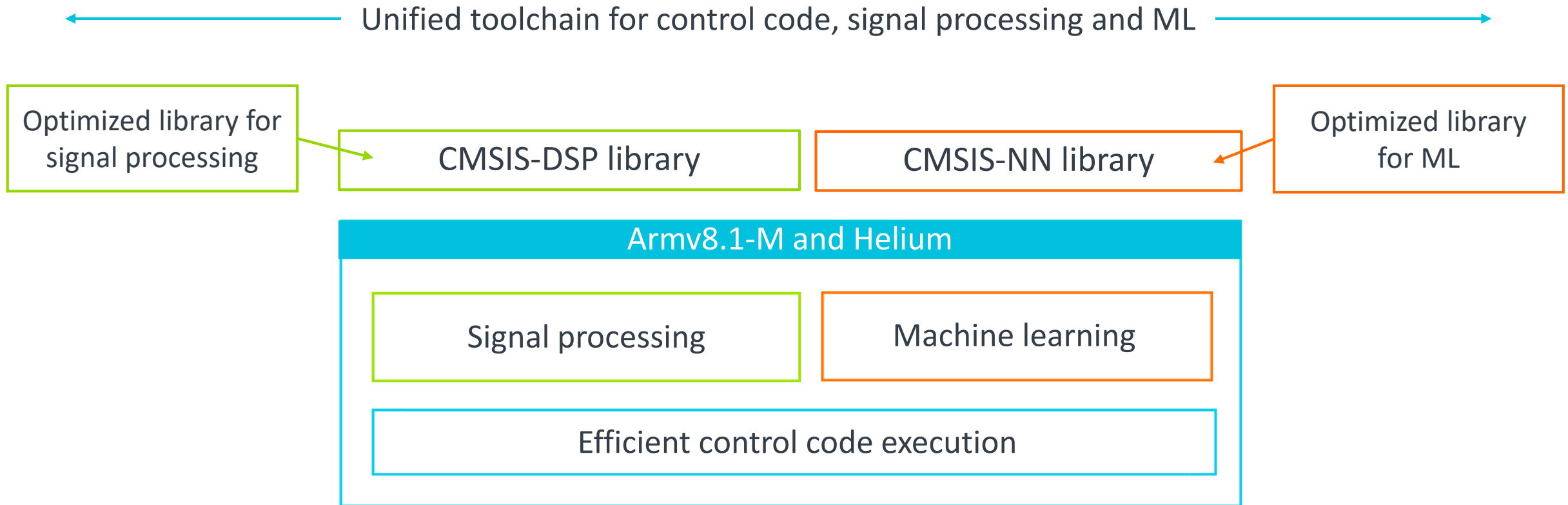
Helium is boosting signal processing and ML performance for millions of developers



\*Compared to existing Armv8-M implementation



# Simplified software development based on a unified programmer's view



# Armv8.1-M Code Example: Vector Addition

## Code Snippet

```
void matrix_add_const(ee_u32 N, MATDAT *A, MATDAT
val)
{
    ee_u32 i,j;
    for (i=0; i<N; i++)
    {
        for (j=0; j<N; j++)
        {
            A[i*N+j] += val;
        }
    }
}
```

## Assembly Snippet with Helium

**wlstp.16** lr, r5, exit

Low Overhead Loop Instruction variant

.LBB2\_5 : Note: This variant is to enable loop tail predication

vldrh.16 q0, [r6] @ load 8 half words

vadd.i16 q0, q0, r0 @ add val to 8 half words

vstrh.16 q0, [r6], #16 @ store 8 half words

**lstp** lr, .LBB2\_5

Loop-end with Tail predication

exit:

Note: LR stores no. of vector elements processed in this case.

Notes: Above branching performance results in significant cycles savings, thereby giving higher performance, smaller code footprint and better power efficiency

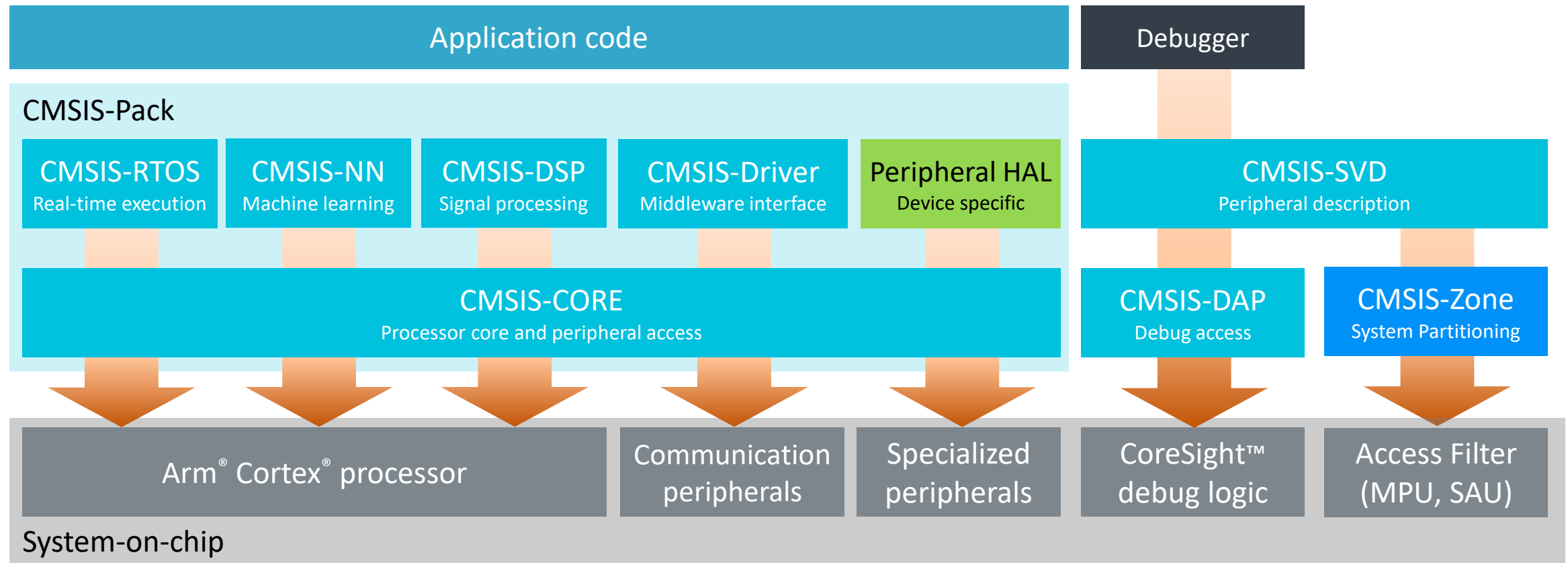
arm

CMSIS  
Components

# CMSIS 5



Consistent software framework for Arm Cortex-M and Cortex-A5/A7/A9 based systems



Complete documentation: [http://arm-software.github.io/CMSIS\\_5/General/html/index.html](http://arm-software.github.io/CMSIS_5/General/html/index.html)

# CMSIS-Pack – delivery mechanism

## Delivery

- Software components, examples, code templates, documentation, device and board support files

## Versioning

- Semantic versioning for lifecycle management using an embedded industry standard for reliable production

## Dependency

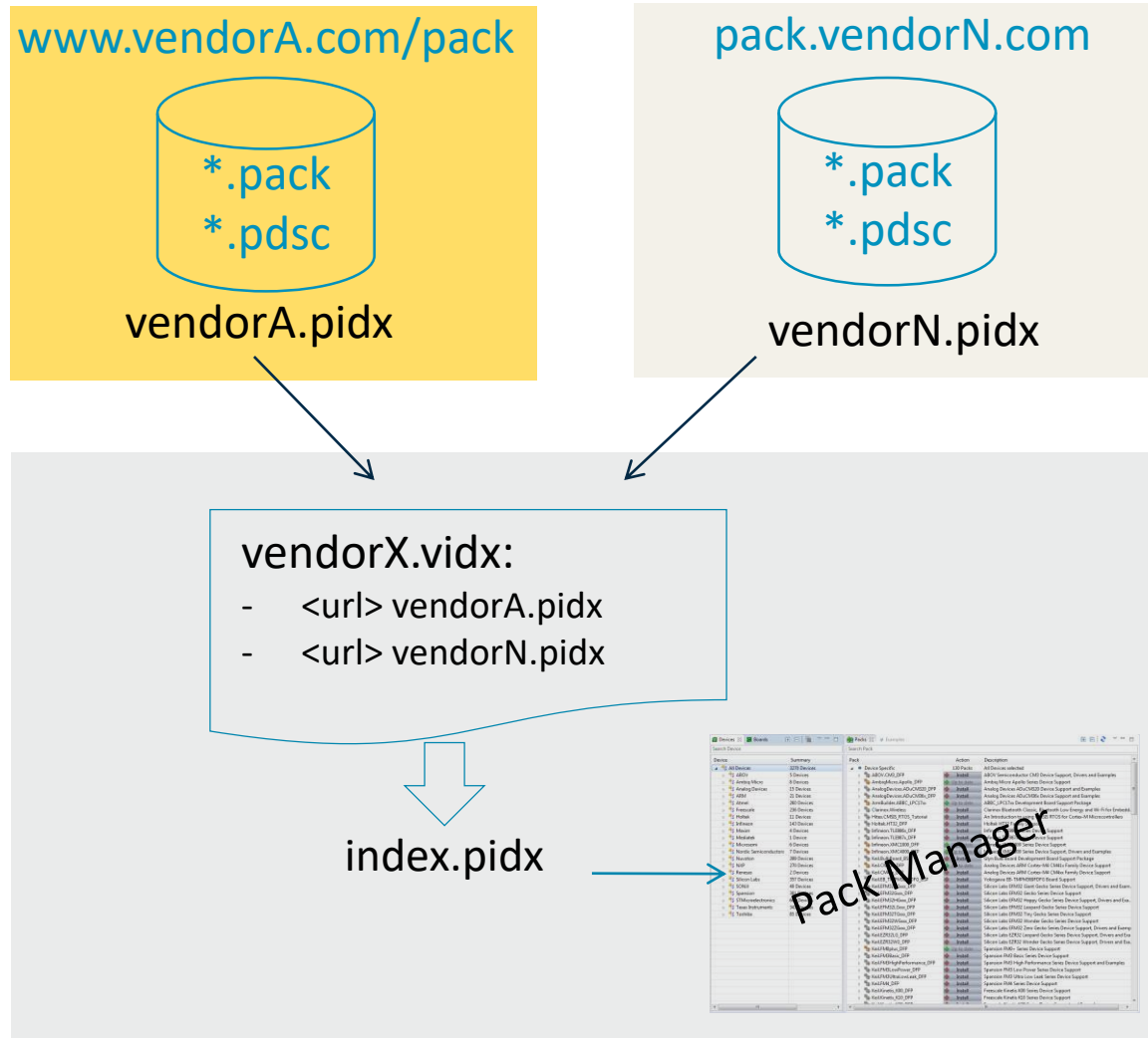
- Specify dependencies upon other packs, software components, toolchains, and APIs

## Retargeting

- Automatically replace files based on hardware selection or toolchain requirements

# CMSIS-Pack Index Files: Standardization for Download Portals

Multiple download portals (all are equal), with references to other portals



Software Pack vendors publish:

- *Vendor.pidx*: Index file that lists all available packs from “VendorN”

Tool vendors use this index file to list all available packs.

## Benefits

- Software Pack vendors can update and add packs. This gets automatically distributed to tools and web.
- Software partners can create packs for software evaluation to promote their products.

# CMSIS-Pack is designed for tools and web portals

Information you publish in packs is shown in tools and on web pages

The image displays two side-by-side screenshots. The left screenshot shows the 'Manage Run-Time Environment' dialog box in a development tool. It features a tree view on the left with categories like Board Support, CMSIS, Device, Drivers, File System, Graphics, MyClass, MyVariant, Network, and USB. The right pane shows a table of software components with columns for Selection, Variant, Version, and Description. The 'I2C' component is selected. The bottom section shows a 'Validation Output' table.

| Software Component | Sel.                                | Variant | Version | Description  |
|--------------------|-------------------------------------|---------|---------|--|
| Board Support      |                                     | MCB1500 | 1.0.0   | <a href="#">MCB1500 Board</a>  |
| CMSIS              |                                     |         |         | <a href="#">Cortex Microcontroller Software Interface Components</a> |
| CORE               | <input checked="" type="checkbox"/> |         | 3.30.0  | <a href="#">CMSIS-CORE for Cortex-M, SC000, and SC300</a>            |
| DSP                | <input type="checkbox"/>            |         | 1.4.2   | <a href="#">CMSIS-DSP Library for Cortex-M, SC000, and SC300</a>     |
| RTOS (API)         | <input type="checkbox"/>            |         | 1.0     | <a href="#">CMSIS-RTOS API for Cortex-M, SC000, and SC300</a>        |
| Device             |                                     |         |         | <a href="#">Startup, System Setup</a>                                |
| Startup            | <input checked="" type="checkbox"/> |         | 1.0.0   | System Startup for NXP LPC1500 Series                                |
| Drivers            |                                     |         |         | <a href="#">Unified Device Drivers</a>                               |
| Ethernet (API)     |                                     |         | 2.00    | <a href="#">Ethernet MAC and PHY Driver API for Cortex-M</a>         |
| Ethernet PHY (API) |                                     |         | 2.00    | <a href="#">Ethernet PHY Driver API for Cortex-M</a>                 |
| Flash (API)        |                                     |         | 2.00    | <a href="#">Flash Driver API for Cortex-M</a>                        |
| I2C (API)          | <input checked="" type="checkbox"/> |         | 2.01    | <a href="#">I2C Driver API for Cortex-M</a>                          |
| I2C                | <input checked="" type="checkbox"/> |         | 1.01.0  | I2C Driver for LPC1500 Series  |
| NAND (API)         |                                     |         | 2.00    | <a href="#">NAND Flash Driver API for Cortex-M</a>                   |
| USB Device (API)   |                                     |         | 2.00    | <a href="#">USB Device Driver API for Cortex-M</a>                   |
| File System        |                                     | MDK-Pro | 6.0.0   | <a href="#">File Access on various storage devices</a>               |
| Graphics           |                                     | MDK-Pro | 5.24.0  | <a href="#">User Interface on graphical LCD displays</a>             |
| MyClass            |                                     |         |         |  |
| MyVariant          |                                     |         |         |  |
| Network            |                                     | MDK-Pro | 6.0.0   | <a href="#">IP Networking using Ethernet or Serial protocols</a>     |
| USB                |                                     | MDK-Pro | 6.0.0   | <a href="#">USB Communication with various device classes</a>        |

The right screenshot shows the ARM Developer website. The left pane displays the 'Boards' section for the Nordic Semiconductor nRF51 PCA10031 development kit board. It includes a description, a 'Download latest' button, and a list of compatible Arm development tools: Arm Development Studio, Keil MDK, Arm Compiler, and ULINK and DSTREAM debug adapter families. The right pane displays the 'Devices' section for the NXP LPC1817. It includes a description, a 'Download latest' button, and a list of compatible Arm development tools: Arm Development Studio, Keil MDK, Arm Compiler, and ULINK and DSTREAM debug adapter families. A blue arrow points from the 'Request a quote' button on the left pane to the 'Information marked PUBLIC' text.

Information marked PUBLIC

# CMSIS-Pack – what's new?

## Work with repositories

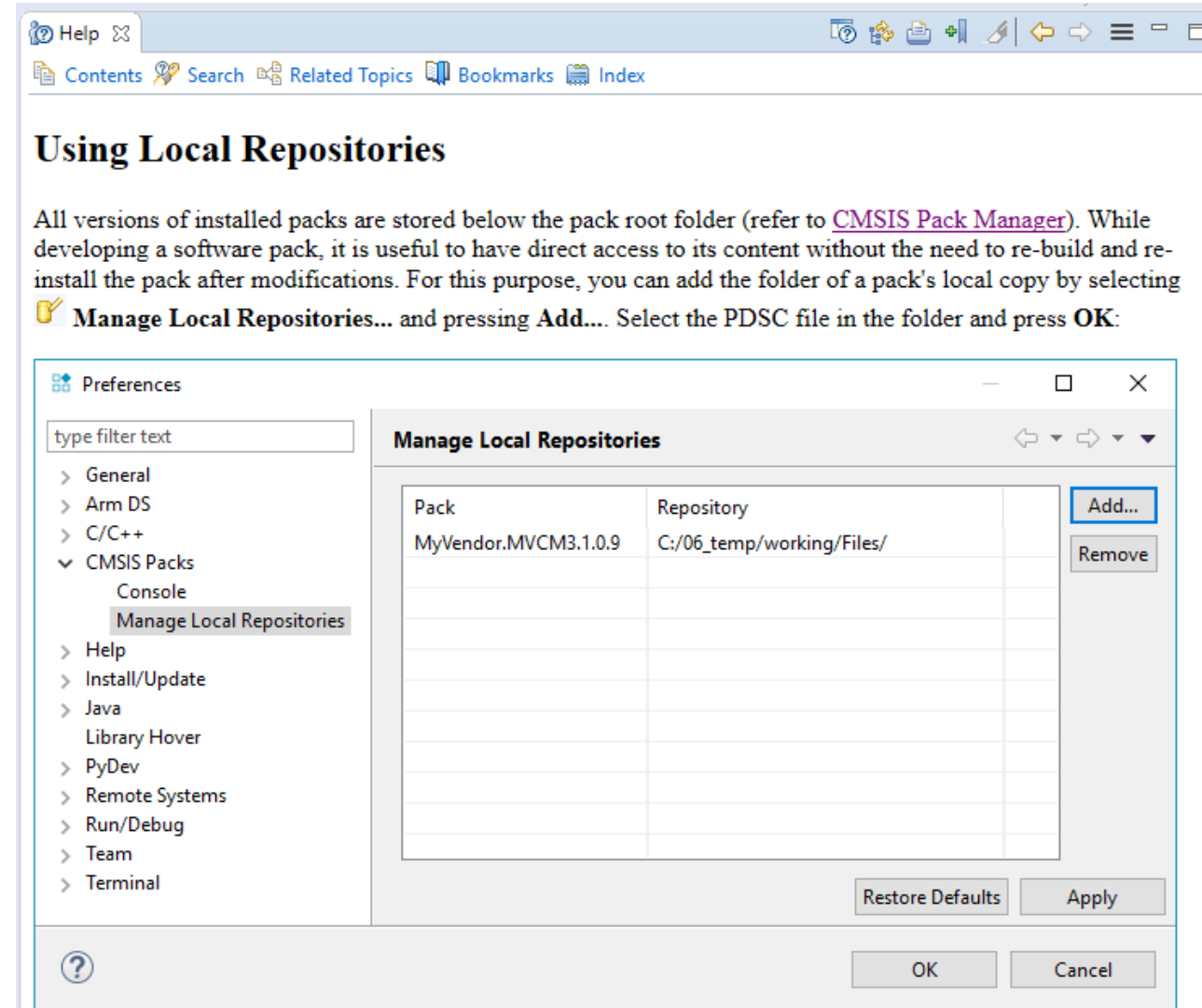
- [`<repository>`](#) element specifies version control location, i.e. **git** or **GitHub**
- IDE's support "local repositories" workflow

## Eclipse CMSIS-Pack v2.4.0 released

- <https://github.com/arm-software/cmsis-pack-eclipse>
- Many enhancements, for example: Headless build:  
`eclipsec.exe -nosplash -application  
com.arm.cmsis.pack.project.CmsisHeadlessBuilder -help`

## Flash programming via DAP interface


- [`<flashinfo>`](#) describes sequence-based flash download – required for devices that cannot execute algorithm from RAM.



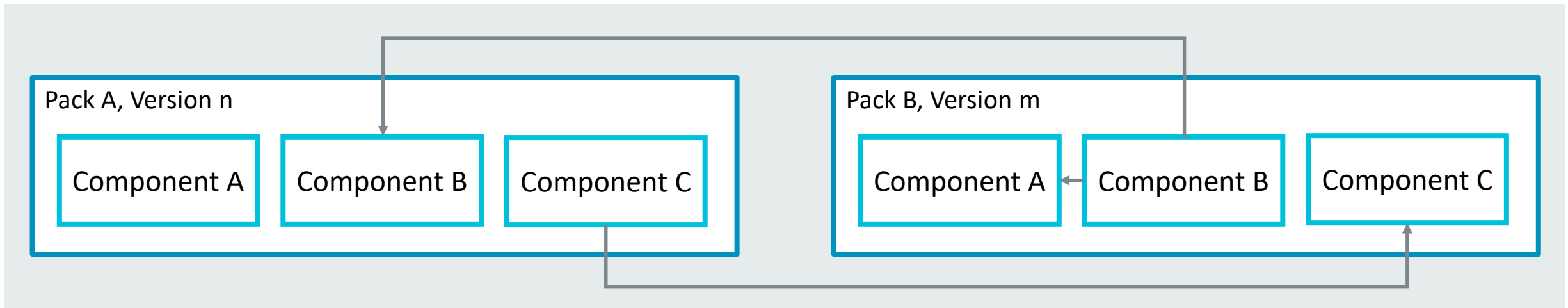


# Relationships of packs and software components

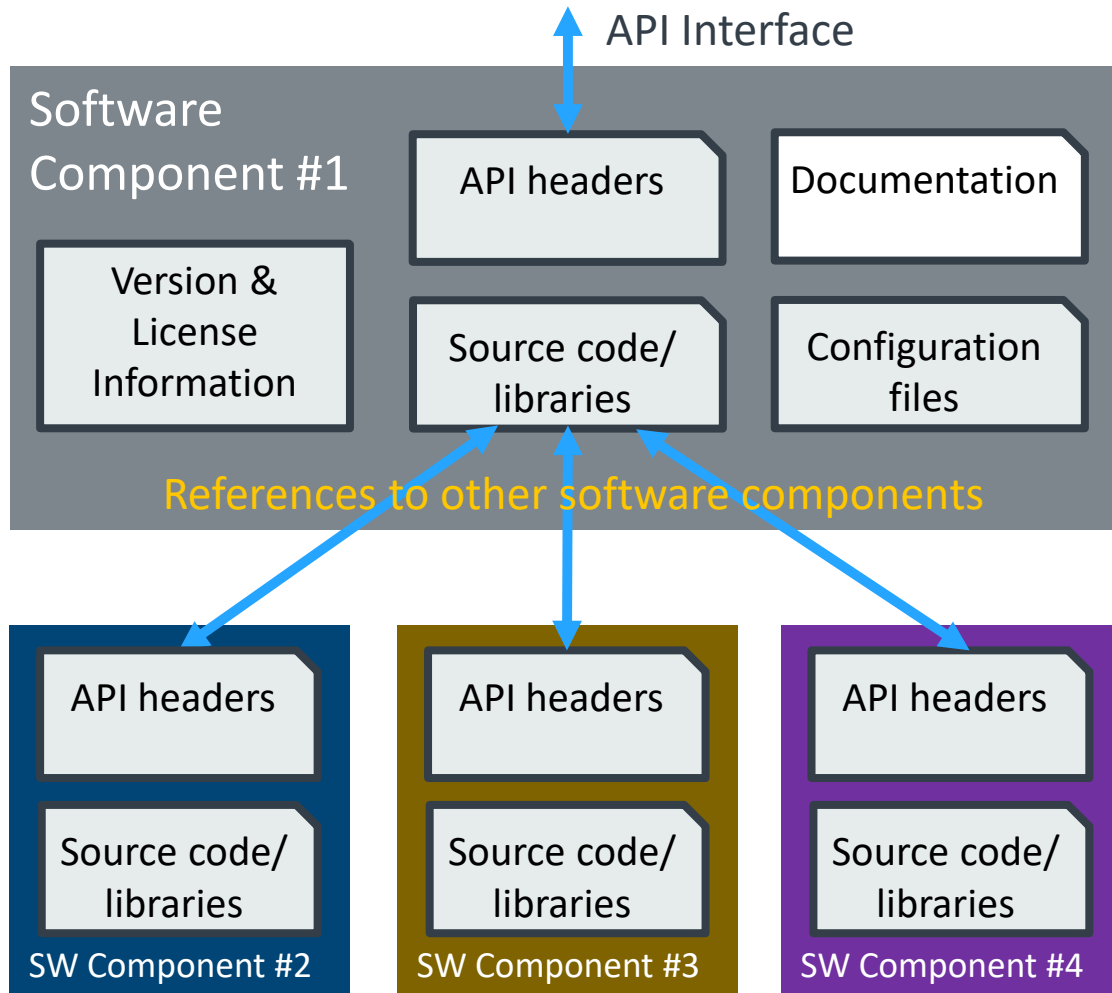
- **Packs** can [require other packs](#) to be installed:



- **Components** [can have dependencies](#) on other components; either from the same or from other packs:



# CMSIS-Pack: What is a software component



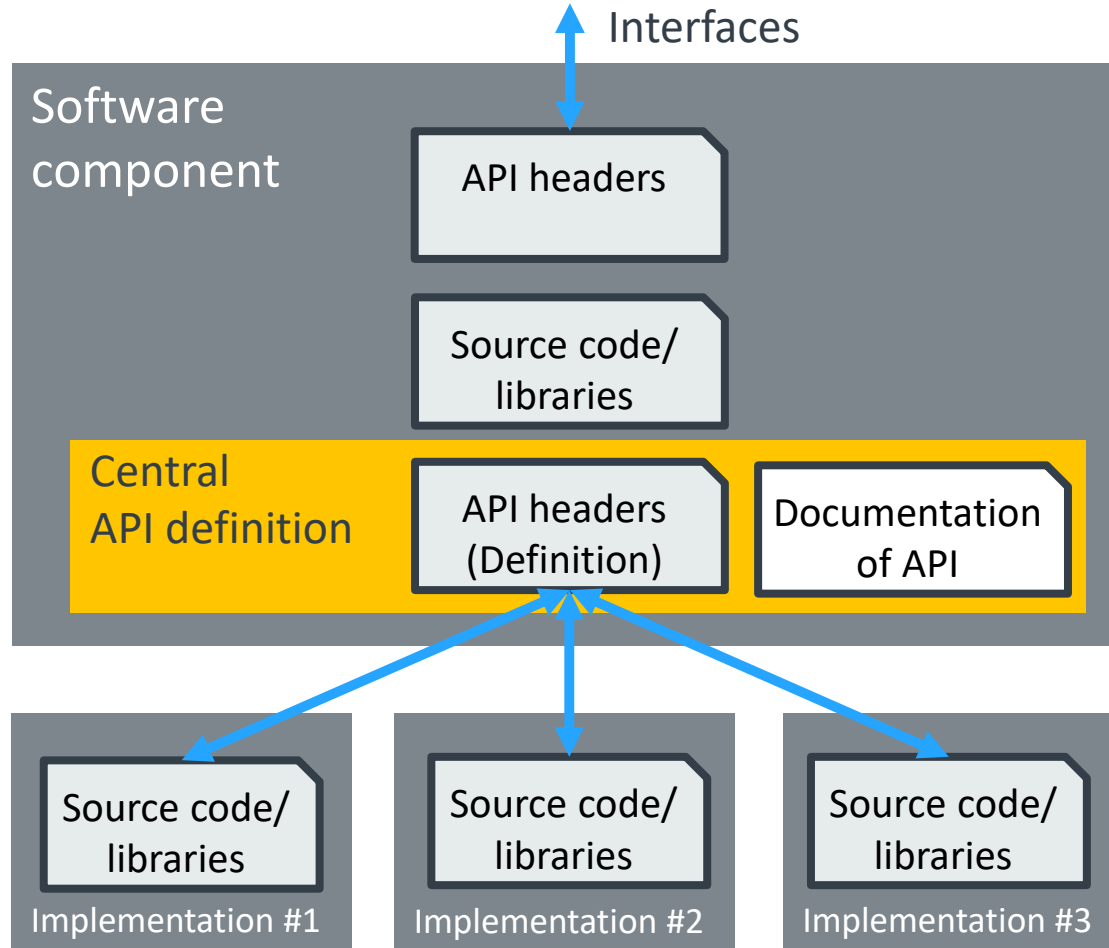
Software components should have:

- Version and history information
- License information
- API interface definition
- Documentation
- Source files
- Configuration files (optional)
- Requirements to other components (optional)

CMSIS-Pack defines an XML format that frames all this information and can be used by project management utilities from various tools.

# CMSIS-Pack: Central API Interface definition

Ensuring consistent interfaces across standard components



A common problem: API headers evolve over time.

A central [API](#) definition shares header file and documentation of an [API interface](#) across multiple other software components to ensure consistency.

The [API interface](#) is distributed separate or as part of the software component that defines this interface. The API header file is therefore consistent.

An example is the [CMSIS-Driver pack](#) that contains various Ethernet and Flash drivers – all compatible with the CMSIS-Driver APIs that are published in the CMSIS Pack.

CMSIS

COMPLIANT

ARM Cortex-Microcontroller  
Software Interface Standard

CMSIS-Driver

Version 2.6.0

Peripheral Interface for Middleware and Application Code

General

CMSIS-Core(A)

CMSIS-Core(M)

Driver

DSP

NN

RTOS v1

RTOS v2

Pack

SVD

DAP

Zone

Main Page

Usage and Description

Reference

Search

▼ CMSIS-Driver

Overview

Revision History of CMSIS-Driver

▶ Theory of Operation

▶ Reference Implementation

▶ Driver Validation

▶ Reference

▶ Data Structures

▶ Data Structure Index

▶ Data Fields

Overview

The CMSIS-Driver specification is a software API that describes peripheral driver interfaces for middleware stacks and user applications. The CMSIS-Driver API is designed to be generic and independent of a specific RTOS making it reusable across a wide range of supported microcontroller devices. The CMSIS-Driver API covers a wide range of use cases for the supported peripheral types, but can not take every potential use-case into account. Over time, it is indented to extend the CMSIS-Driver API with further groups to cover new use-cases.

Microcontroller

Device

Middleware

USB

SAI0

Ethernet

RX/TX

SPI0

CAN Controller

SPI1

SDIO0

I/O

USB

USB Controller

SAI Controller

Ethernet PHY

Ethernet MAC

USART

SPI Controller

CAN Controller

SPI Controller

SDIO

Memory Controller

USB Controller

Startup/System

USB Device Driver

SAI Driver

Ethernet PHY

Ethernet MAC

USART Driver

SPI Driver

CAN Driver

Flash Driver

MCI Driver

NAND Driver

USB Host Driver

Control Structs

USBDO

SAI0

ETH\_PHY0

ETH\_MAC0

USART0

SPI0

CAN0

SPI1

MCI0

NAND0

USBH0

USB Device

TCP/IP Networking

Graphics

File System

USB Host

CMSIS-Driver Pack Generic Drivers

that are device independent are now available as separate software pack.

[github.com/ARM-software/CMSIS-Driver](https://github.com/ARM-software/CMSIS-Driver)

CMSIS-Driver Templates

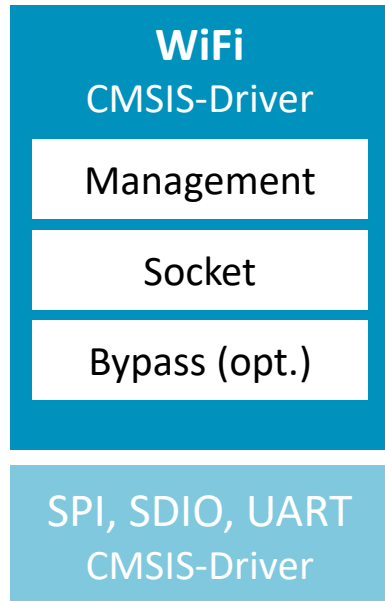
GitHub projects: CMSIS-Driver Implementations for NPX LPC Series

CMSIS-Driver Validation

arm

# CMSIS-Driver: WiFi Interface (beta available)

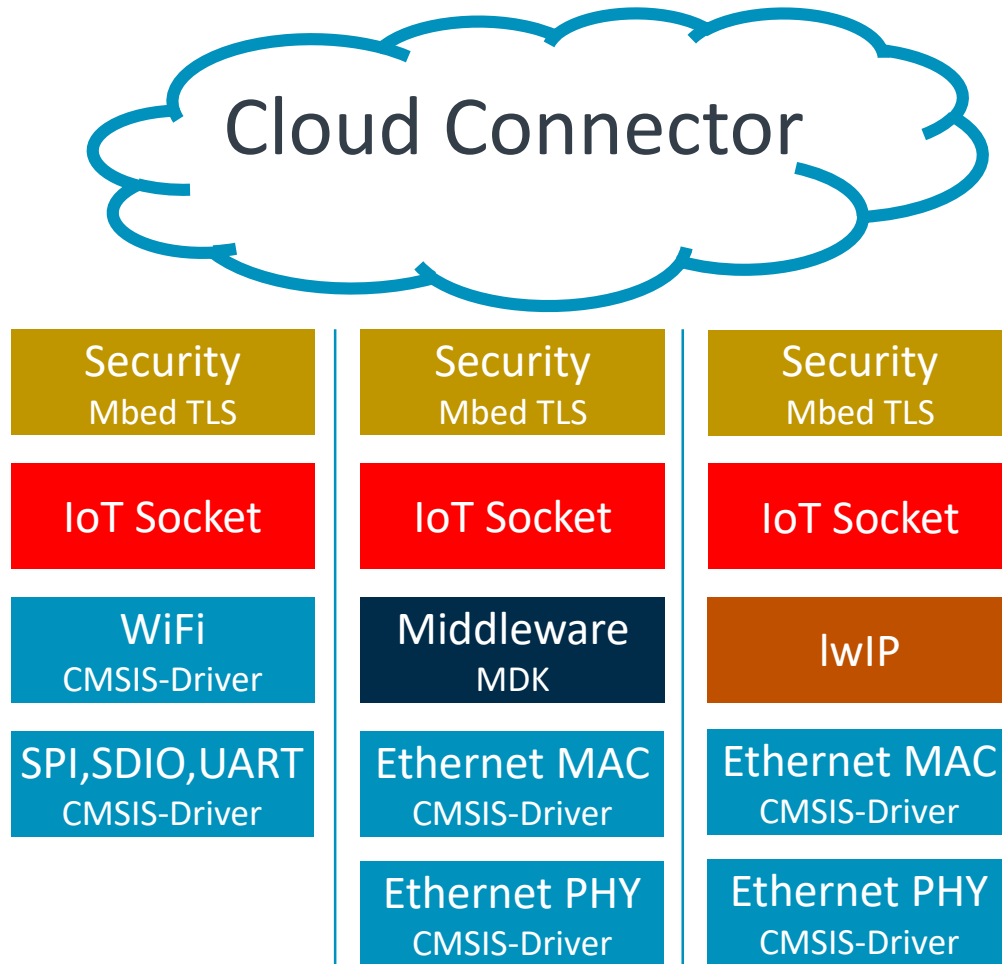
Standard interface to WiFi chipset



- [WiFi CMSIS-Driver](#) that provides access to:
  - Management interface: connection to an access point (AP)
  - Socket interface: IP stack running on WiFi module handles data communication
  - Bypass interface: IP stack is running on MCU; Ethernet frames transferred by WiFi module
- WiFi CMSIS-Driver is typically implemented as:
  - Wrapper for SDK for WiFi module
  - May use CMSIS-Driver compliant implementation for SPI, SDIO or UART connection
- Beta implementation available for:
  - [ISM43362](#) – **Inventek WiFi ISM43362** driver using CMSIS-Driver SPI interface
  - [QCA400x](#) – **Qualcomm WiFi QCA400x** driver using CMSIS-Driver SPI interface
  - WiP – release April 2019: **Redpine Signals RS14100** on chip WiFi
  - WiP – release April 2019: **Espressif ESP8266 WiFi Arduino shield**
- CMSIS-Driver template will be available to add custom WiFi chipsets

# WiFi Driver and IoT Socket component combined

Generic communication foundation for Cloud connectors on Cortex-M



Security is provided by [Mbed TLS](#)

IoT Socket can interface with:

- WiFi CMSIS-Driver to connect to various wireless chipsets
- MDK-Middleware network stack
- LwIP (optional, WiP – contributions welcome)

Implementations available via [www.keil.com/IoT](http://www.keil.com/IoT)  
(update for WiFi planned in April 2019)

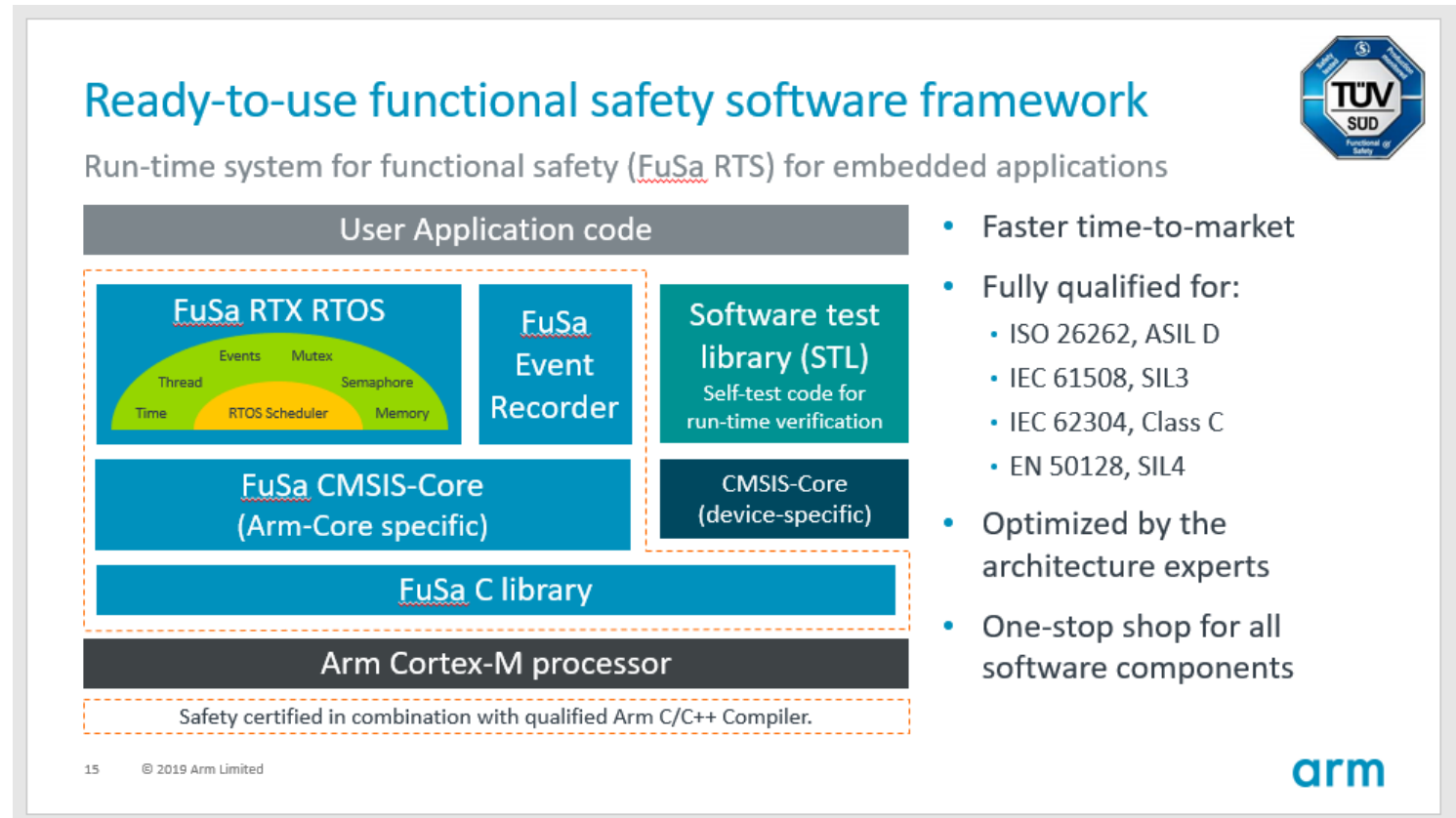
# Other CMSIS improvements

CMSIS-RTOS2 implemented by:

- [FreeRTOS](#)
- [RTX5](#)
- [Zephyr](#)

FreeRTOS and RTX5 available for:

- Arm Compiler 5 / 6
- GCC Compiler
- IAR Compiler



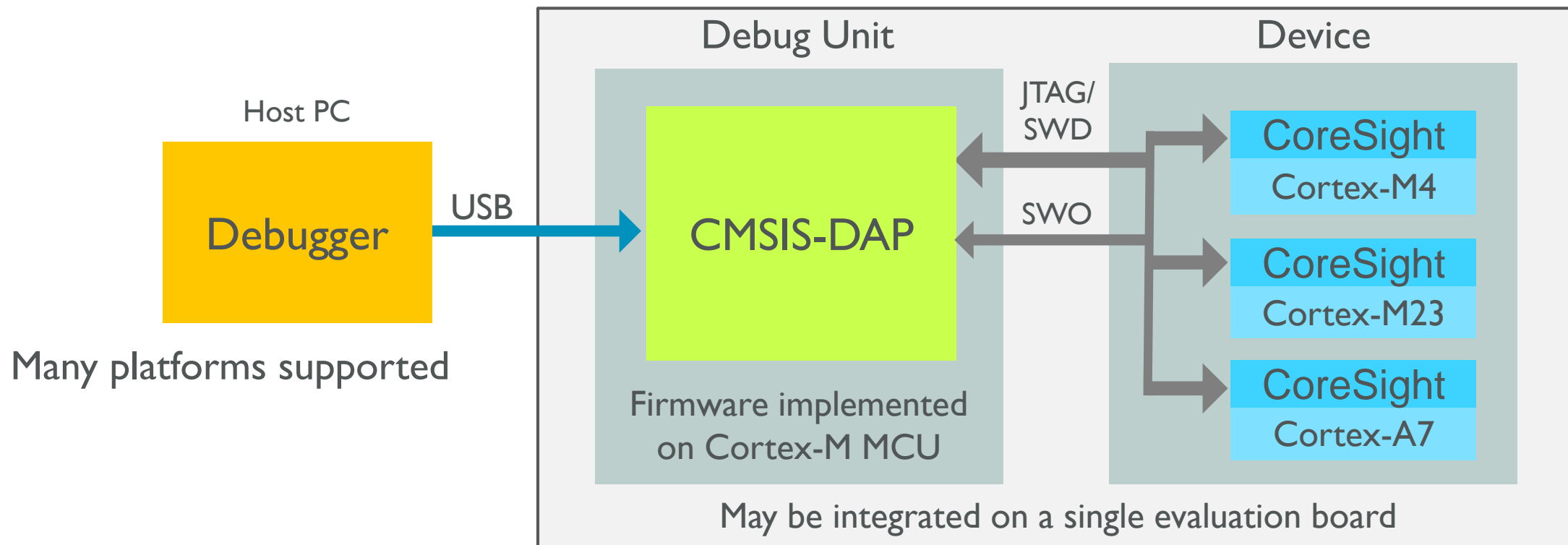
arm

Secure Debug

Reference  
implementation  
with CMSIS-DAP



# CMSIS-DAP: v1.2.0 (USB HID) + v2.0.0 (WinUSB)

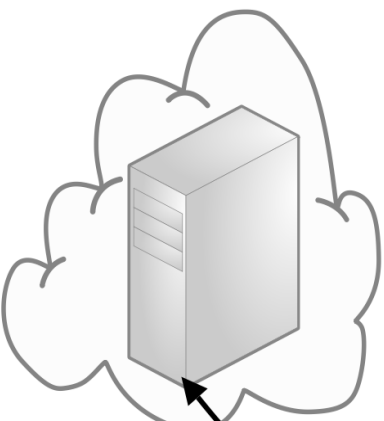


- **CMSIS v1.2.0**: continues to support USB HID as interface
- **CMSIS v2.0.0**: introduces USB WIN support with >5x better performance
  - SWO streaming via separate pipe allows significant better trace bandwidth
  - Windows 10 does not require USB driver installation

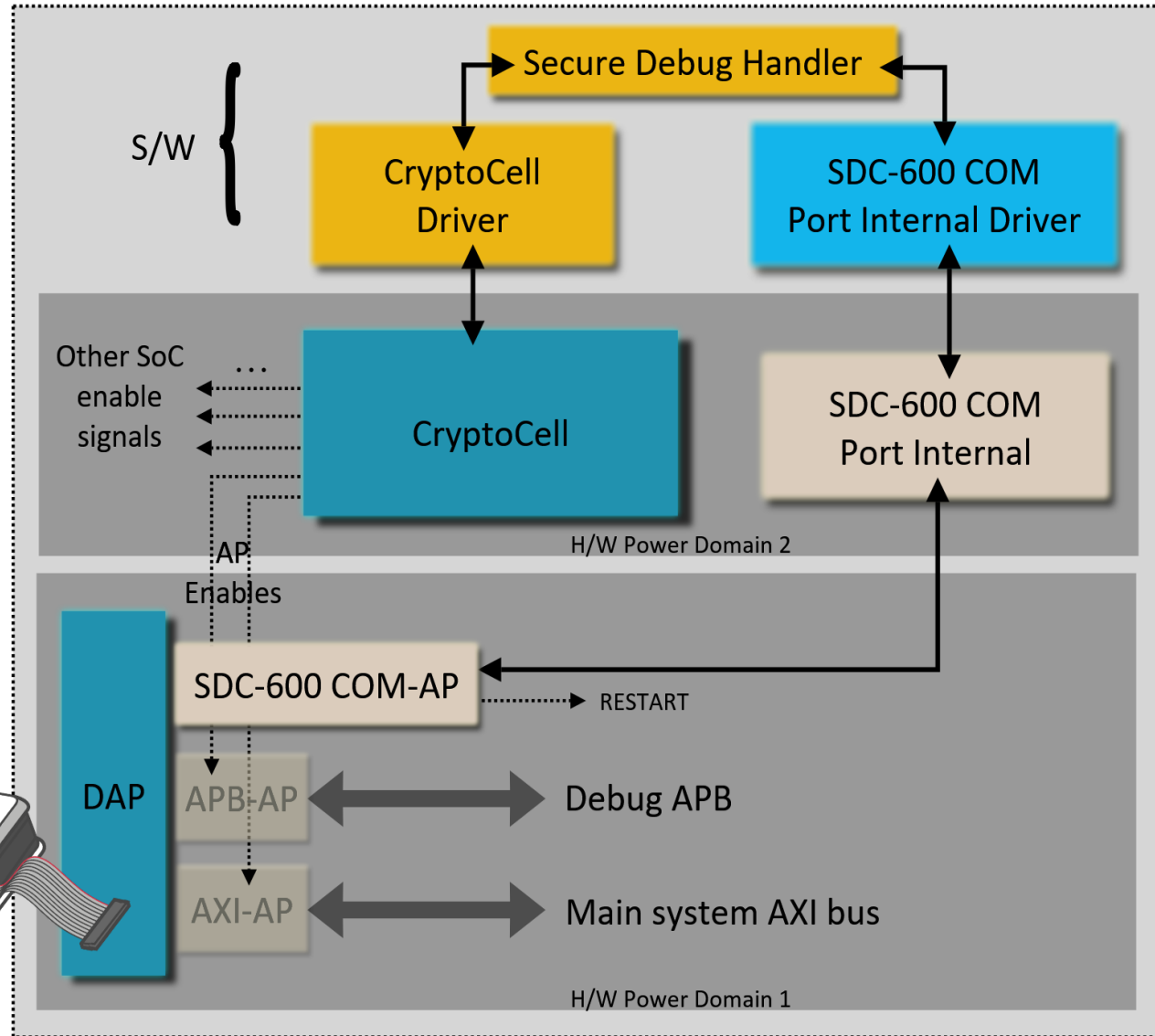
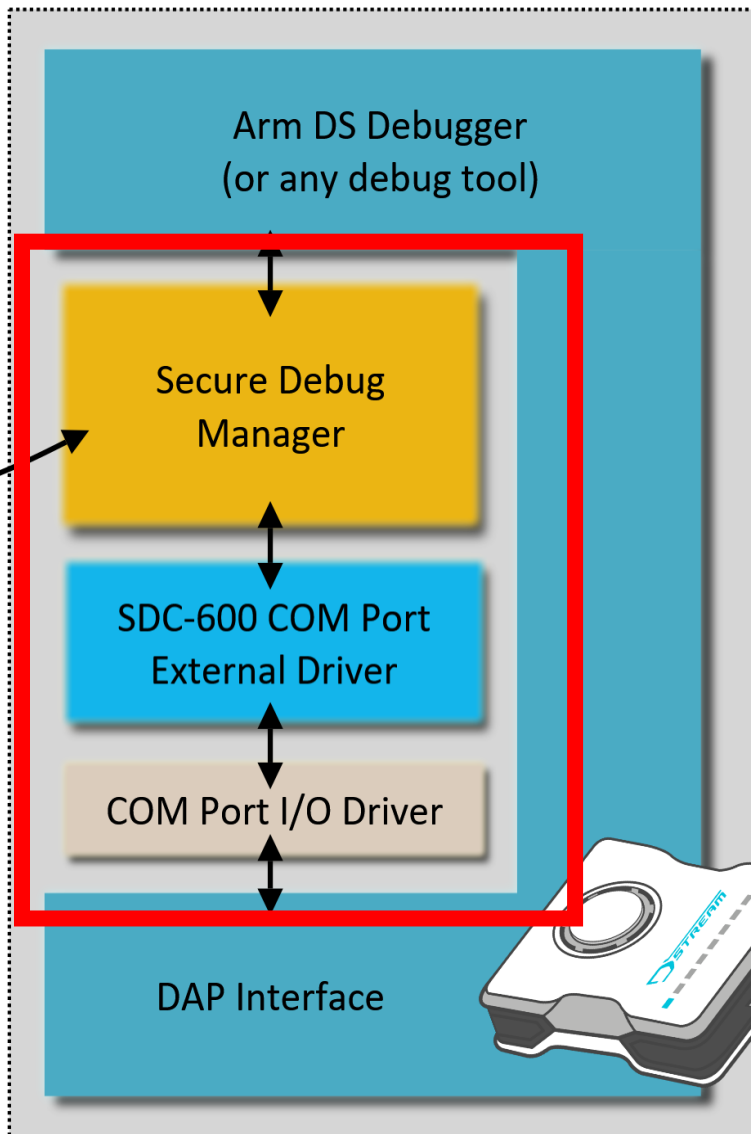
Now working towards secure debug, learn more in this video: <http://bit.ly/2TRO6J8>

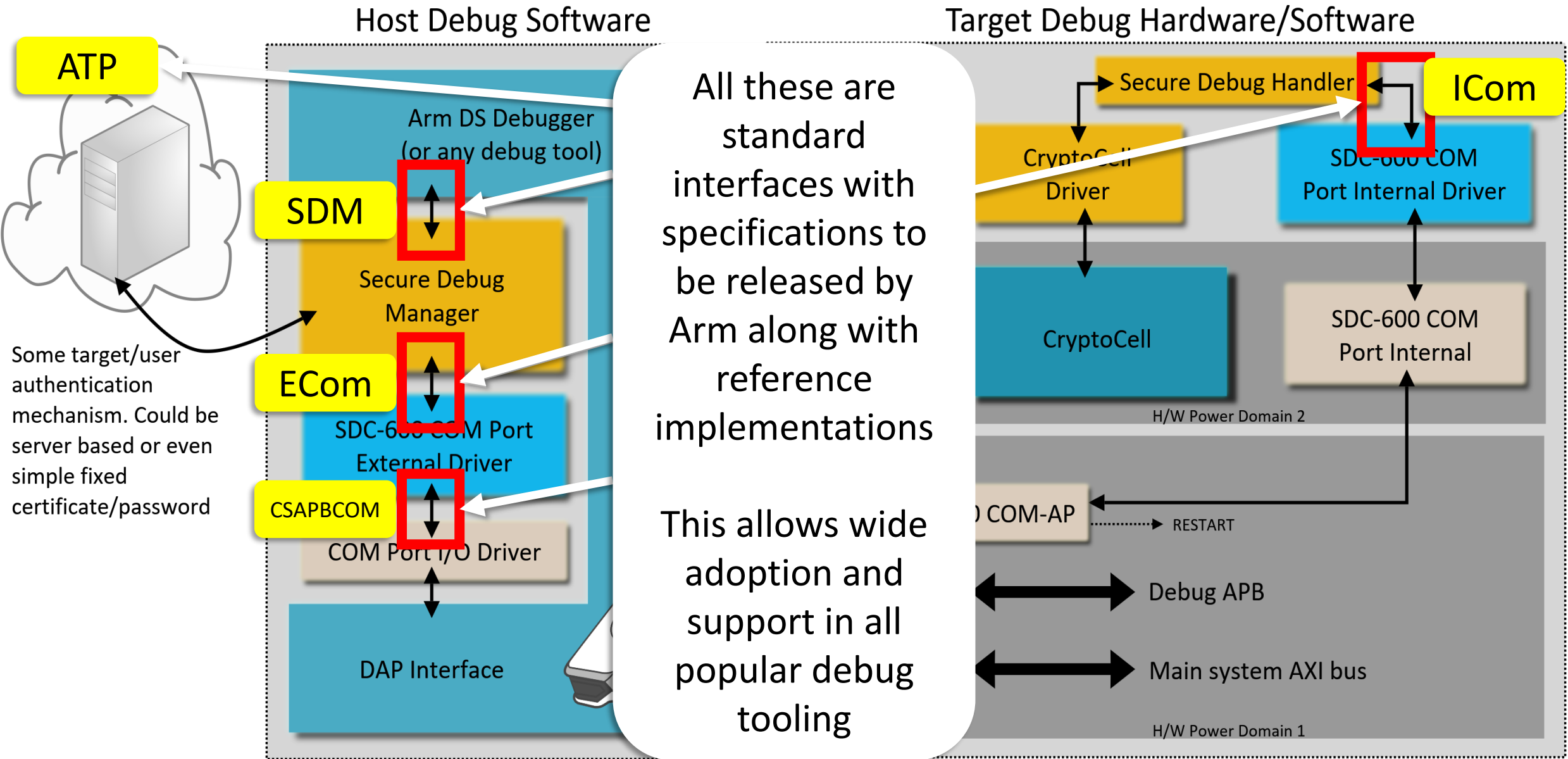
## Host Debug Software

## Target Debug Hardware/Software



Some target/user authentication mechanism. Could be server based or even simple fixed certificate/password





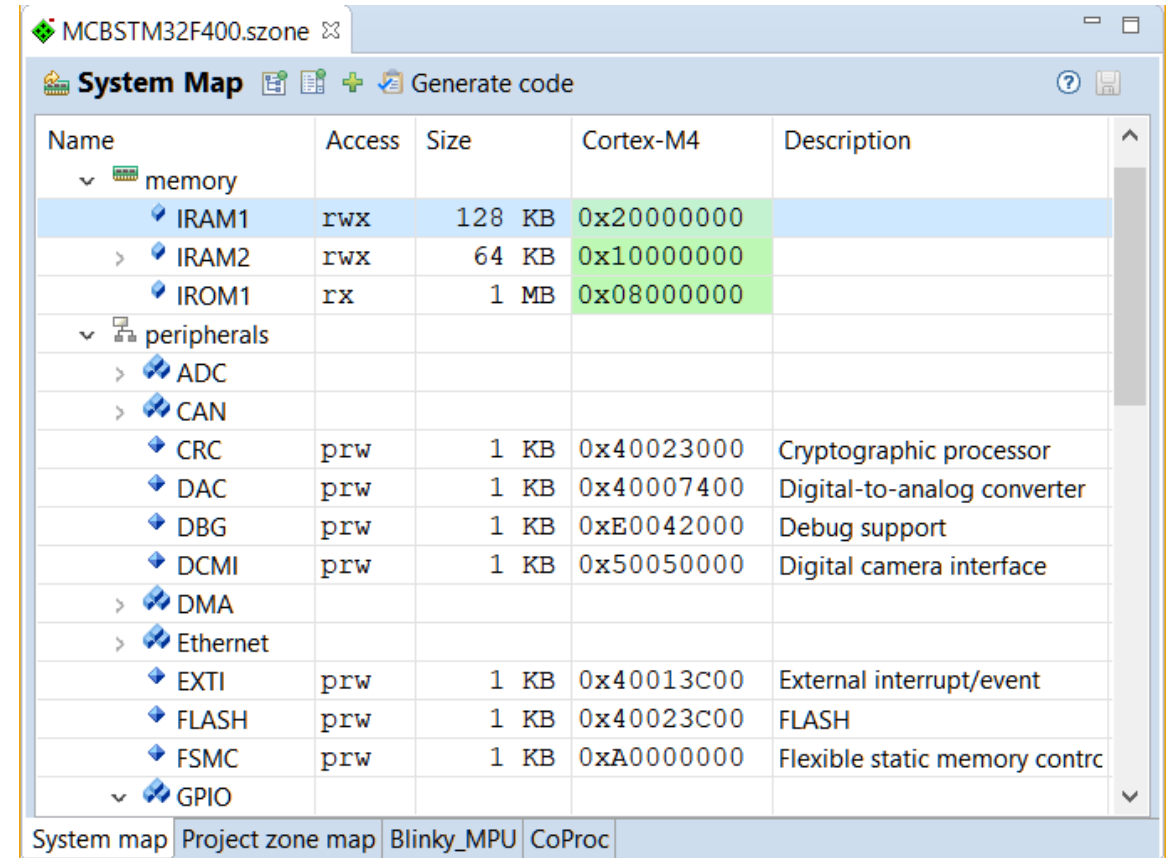
arm

CMSIS-Zone  
system partitioning  
and TrustZone setup

# CMSIS-Zone – resource management for SoC systems

Supports partitioning of multi-processor systems; TrustZone and MPU configuration

|                       |  |
|-----------------------|--|
| System Resources      | List available system resources in a SoC system                        |
| System Partitioning   | Select resources for sub-partitions i.e. independent software projects |
| TrustZone & MPU Setup | Partition memory & peripherals for safe process execution              |
| Build                 | Generate hardware configuration and tool setup                         |

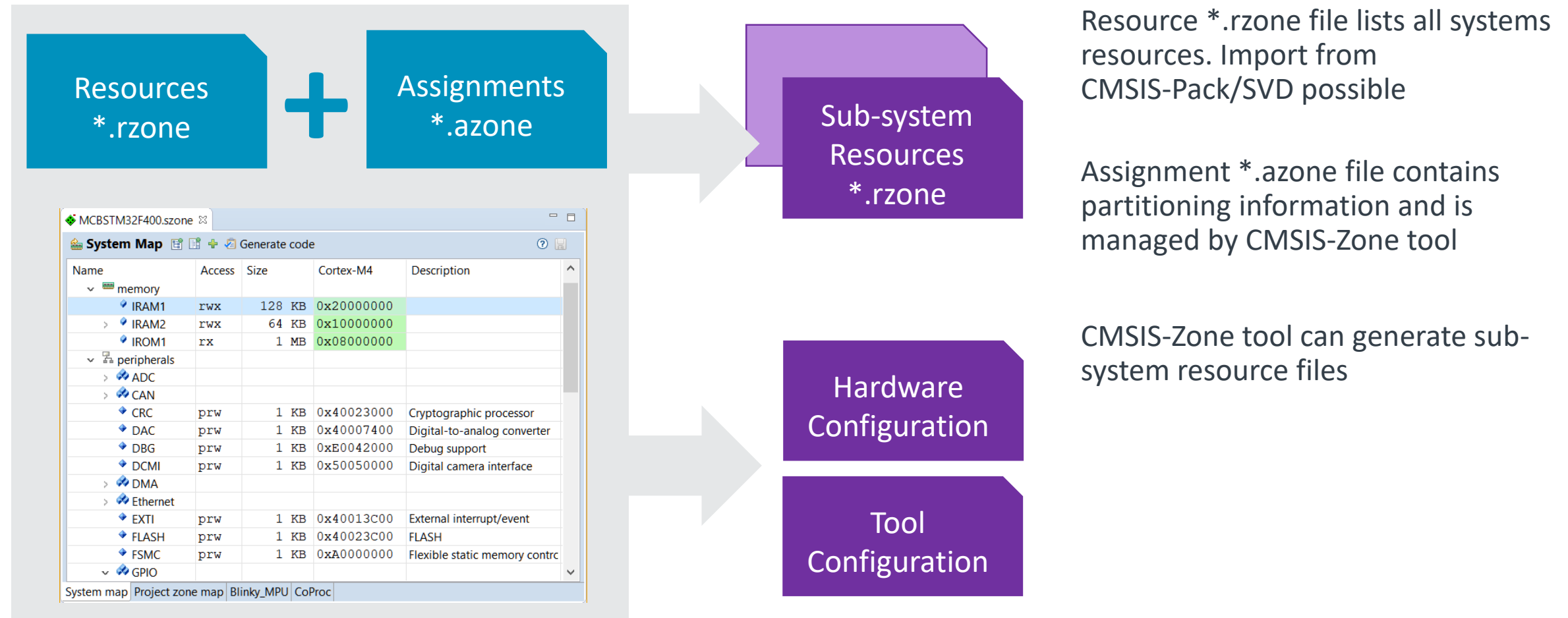


The screenshot shows the 'System Map' window for the project 'MCBSTM32F400.szone'. It displays a table of system resources with columns for Name, Access, Size, Cortex-M4 address, and Description. The resources are categorized into memory (IRAM1, IRAM2, IROM1) and peripherals (ADC, CAN, CRC, DAC, DBG, DCMI, DMA, Ethernet, EXTI, FLASH, FSMC, GPIO). The Cortex-M4 column shows the base address for each resource, with some addresses highlighted in green.

| Name        | Access | Size   | Cortex-M4  | Description                   |
|-------------|--------|--------|------------|-------------------------------|
| memory      |        |        |            |                               |
| IRAM1       | rwX    | 128 KB | 0x20000000 |                               |
| IRAM2       | rwX    | 64 KB  | 0x10000000 |                               |
| IROM1       | rx     | 1 MB   | 0x08000000 |                               |
| peripherals |        |        |            |                               |
| ADC         |        |        |            |                               |
| CAN         |        |        |            |                               |
| CRC         | prw    | 1 KB   | 0x40023000 | Cryptographic processor       |
| DAC         | prw    | 1 KB   | 0x40007400 | Digital-to-analog converter   |
| DBG         | prw    | 1 KB   | 0xE0042000 | Debug support                 |
| DCMI        | prw    | 1 KB   | 0x50050000 | Digital camera interface      |
| DMA         |        |        |            |                               |
| Ethernet    |        |        |            |                               |
| EXTI        | prw    | 1 KB   | 0x40013C00 | External interrupt/event      |
| FLASH       | prw    | 1 KB   | 0x40023C00 | FLASH                         |
| FSMC        | prw    | 1 KB   | 0xA0000000 | Flexible static memory contrc |
| GPIO        |        |        |            |                               |

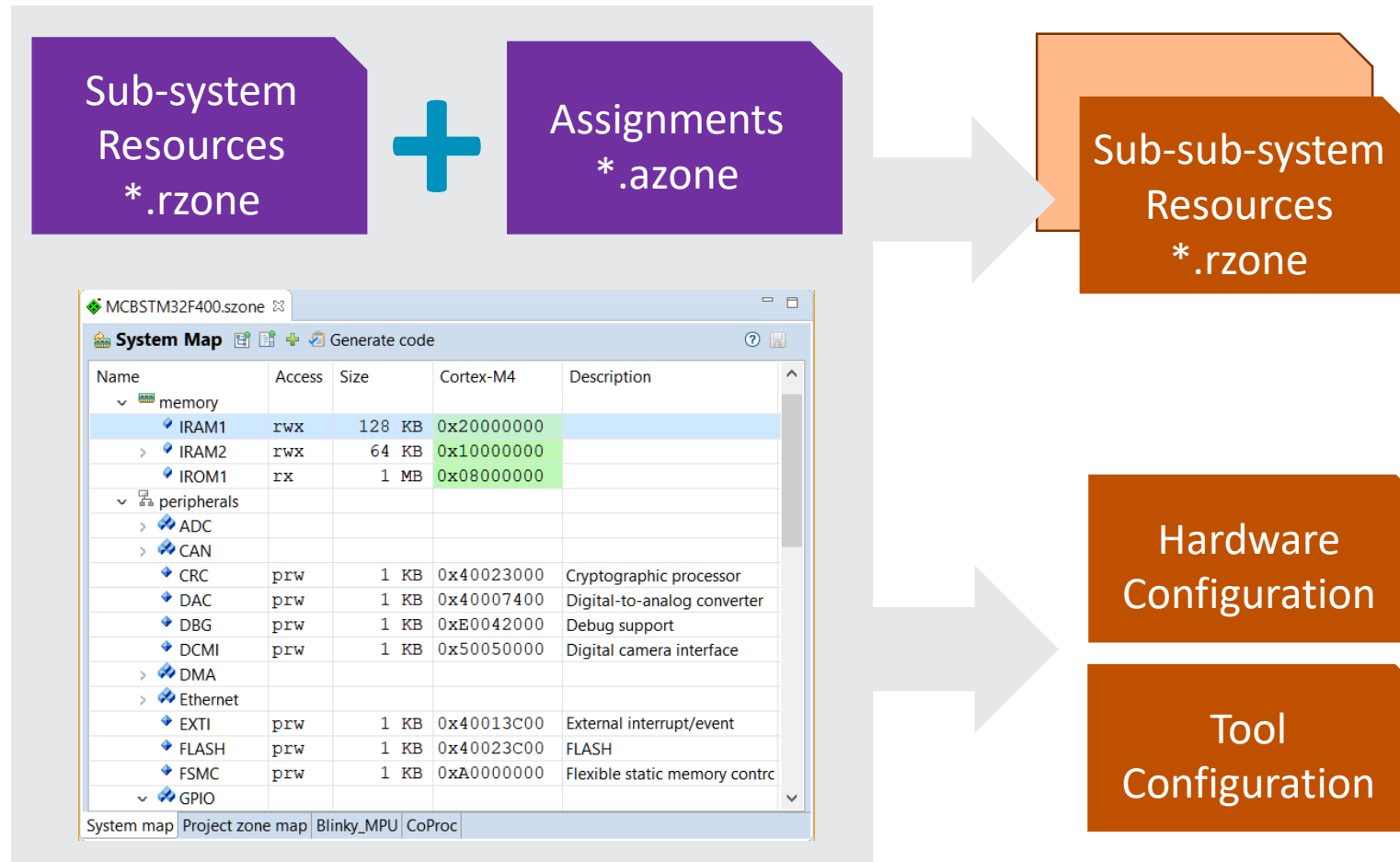
# CMSIS-Zone – Development workflow

Configuration and build management for system resources



# CMSIS-Zone – Development Workflow

Multi-step approach shows only relevant sub-system



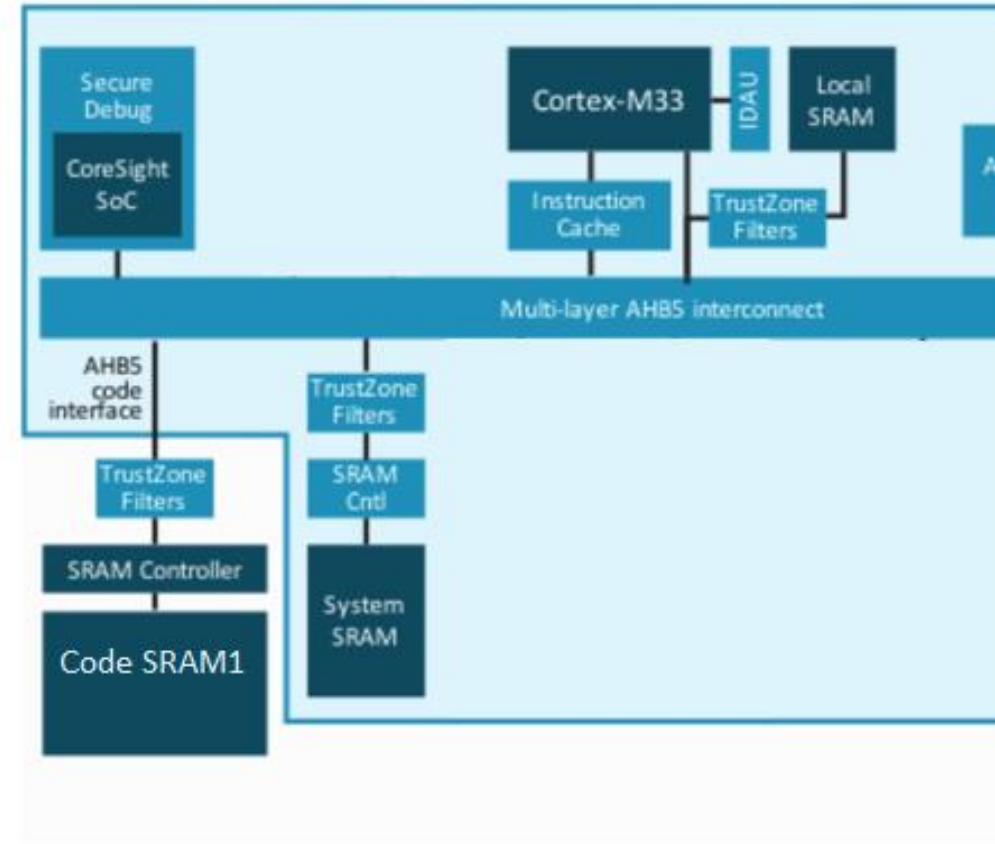
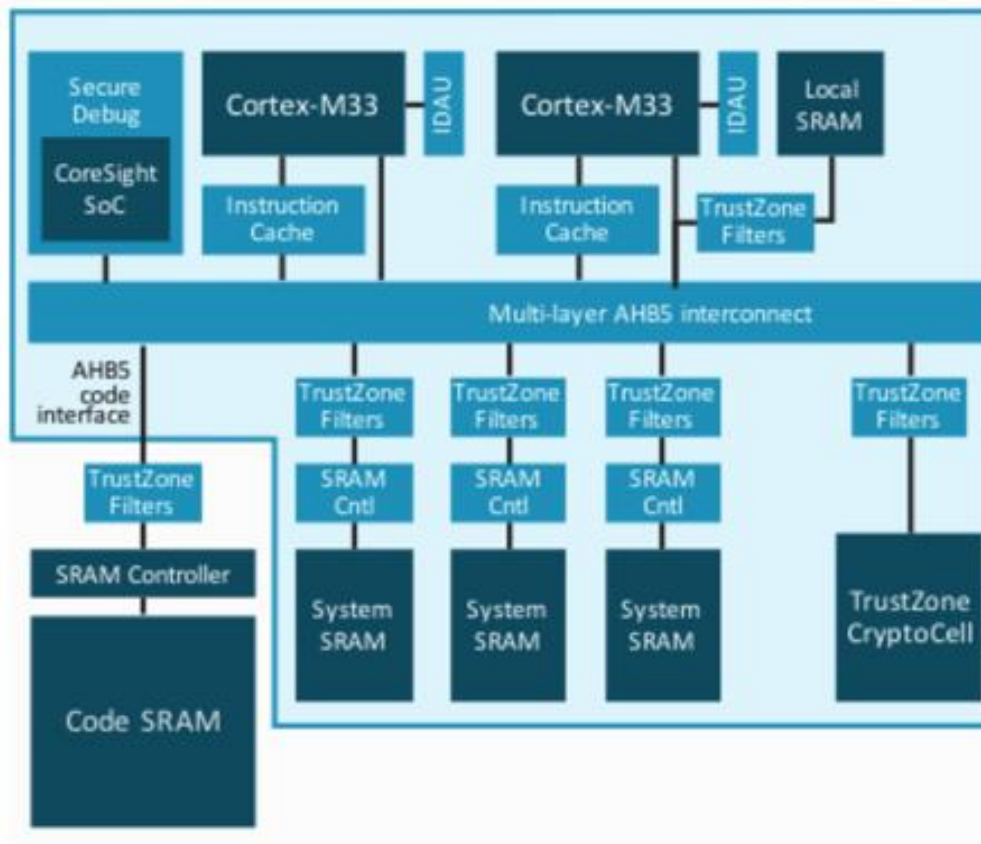
It is possible to break down complexity of a system in multiple steps.

Sub-systems expose only the part of the system that is relevant for the user.

A sub-system user has no visibility to other parts of the system (access protection).

# CMSIS-Zone – configuration steps - example

- Step 1: split the multi-processor system into single processor sub-systems.
- Step 2: create the partitions for secure and non-secure execution.
- Step 3: configure MPU protected execution zones.



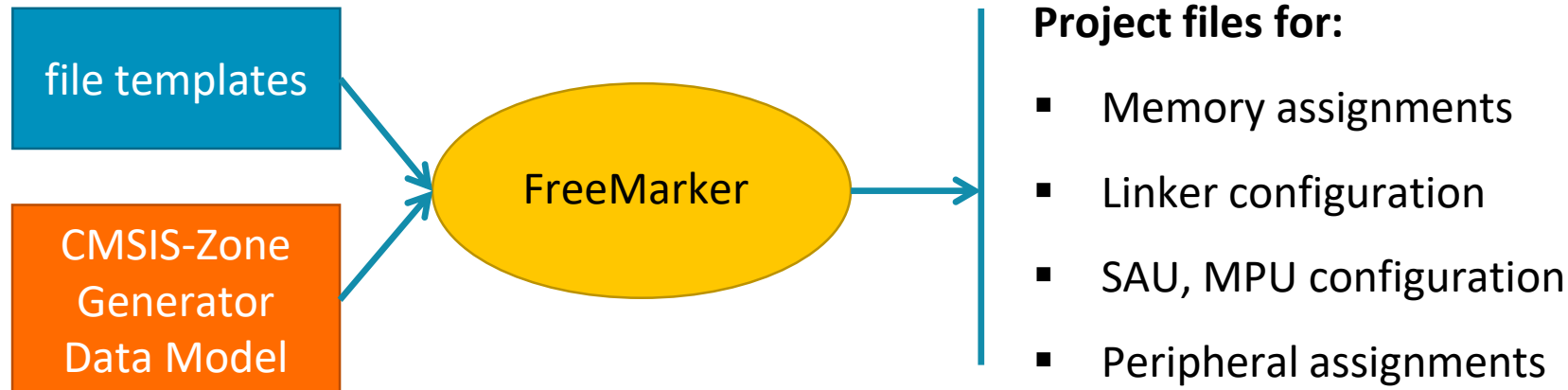


# CMSIS-Zone – data export for projects

FreeMarker template engine allows to export CMSIS-Zone data to arbitrary formats

Build

Flexible data export for project build supports many different use cases:  
i.e. device configuration, MPU setup, linker scripts, etc.




```
MCBSTM32F400.szone Blinky_MPU.pzone scatter.s
9 LR_flash 0x08000000 0x00080000 { ; lo
10 ER_flash 0x08000000 0x00080000 { ;
11 *.o (RESET, +First)
12 *(InRoot$$Sections)
13 .ANY (+RO)
14 .ANY (+XO)
15 }
16 RW_priv 0x20000000 0x00008000 { ; P
17 .ANY (+RW +ZI)
18 .ANY (.data.priv*)
19 .ANY (.bss.priv*)
20 }
21 RW_shared 0x20008000 0x00008000 { ;
22 .ANY (.data.shared*)
23 .ANY (.bss.shared*)
24 }
25 RW_processA 0x20010000 0x00000200 {
26 .ANY (.data.processA*)
27 .ANY (.bss.processA*)
28 }
29 RW_processB 0x20010400 0x00000200 {
30 .ANY (.data.processB*)
31 .ANY (.bss.processB*)
```

arm

# Platform Security Architecture, Trusted Firmware-M and CMSIS alignment

Shebu V. Kuriakose

arm



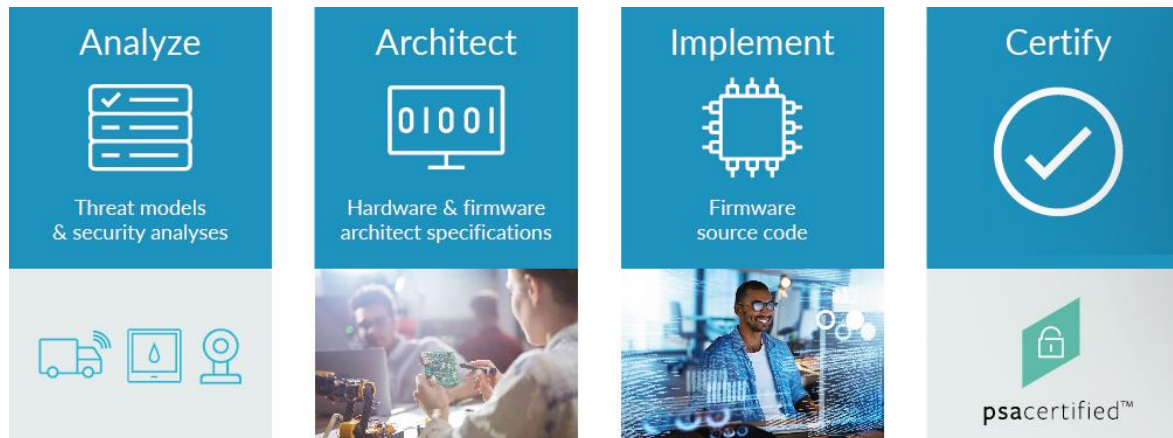
# Trusted Firmware-M (TF-M)

To Secure Trillion Connected Devices

Shebu V. Kuriakose

# Platform Security Architecture

A complete security offering  
independently tested

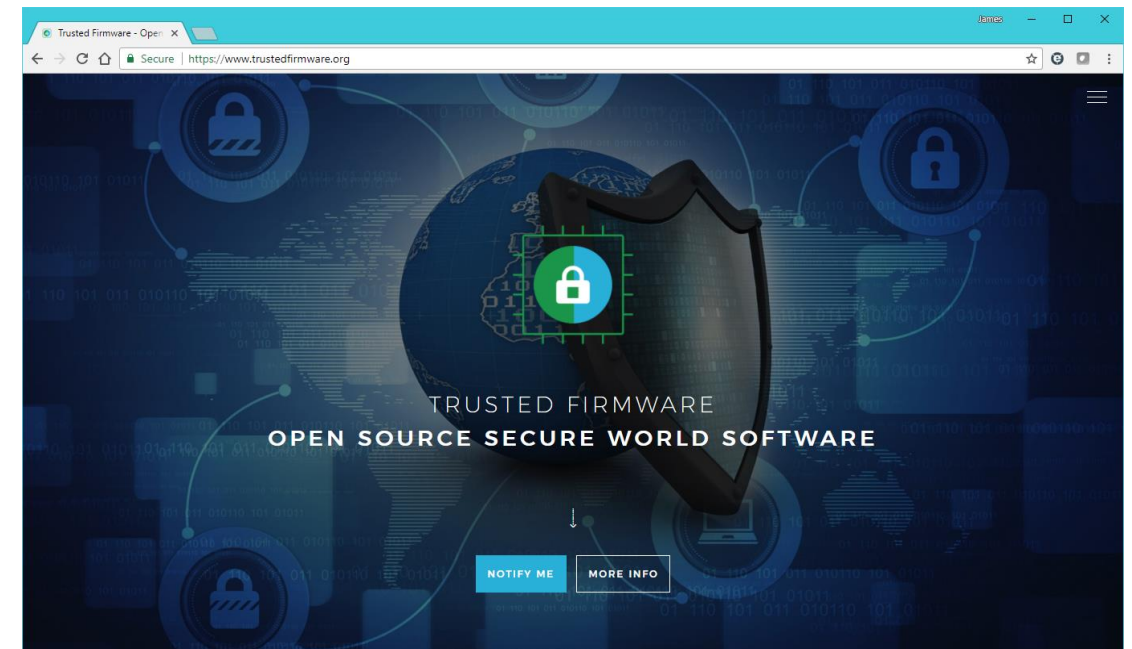


Find out more at **2pm on 28<sup>th</sup> February** with Rob Coombs: Building Trust: Evaluating Platform Security Architecture (PSA)

# Trustedfirmware.org

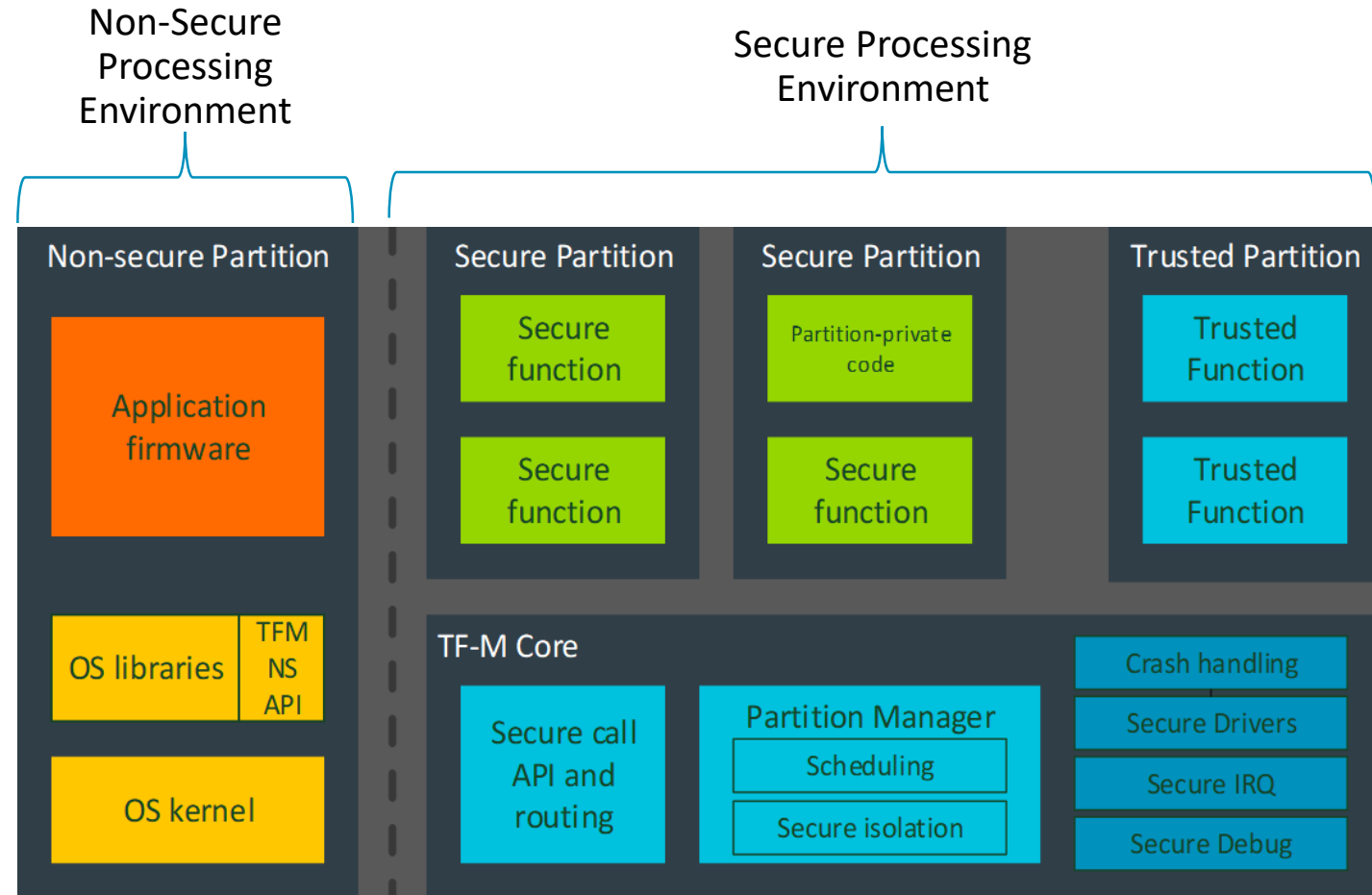
Open Source, open governance

Openly published



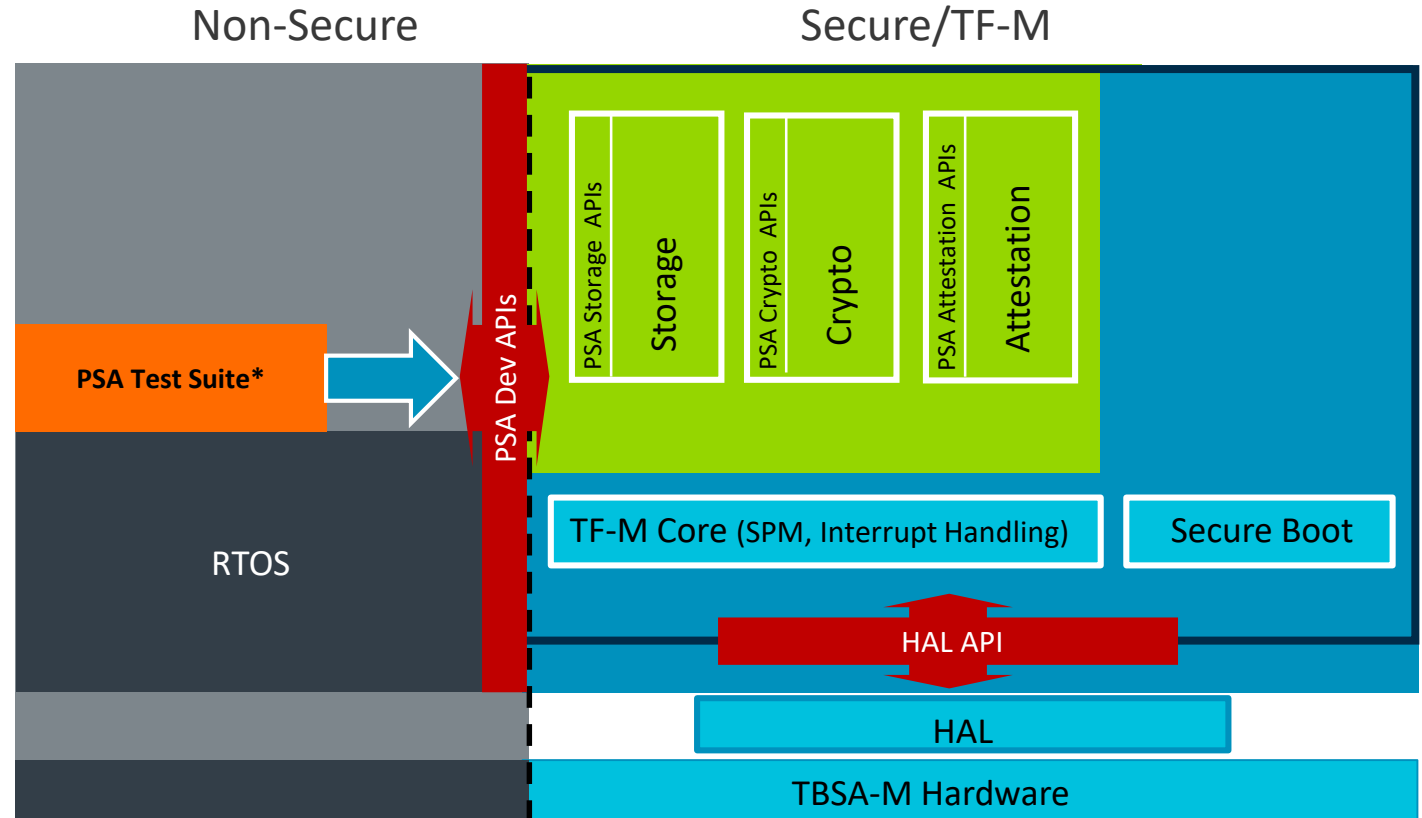
# Trusted Firmware-M Framework

Secure Boot, Isolation, Secure Partition



# TF-M v1.0-Beta @ Embedded World'19


- Secure Boot based on mcuboot
- Level 1 Isolation
- Secure Storage
- Crypto Functions
- Attestation following EAT (Entity Attestation Token) Spec
- PSA Functional API Certification
- PSA L1 Security Certification



■ Isolation Boundary



TF-M



PSA RoT  
(Secure  
Privileged  
Domain)

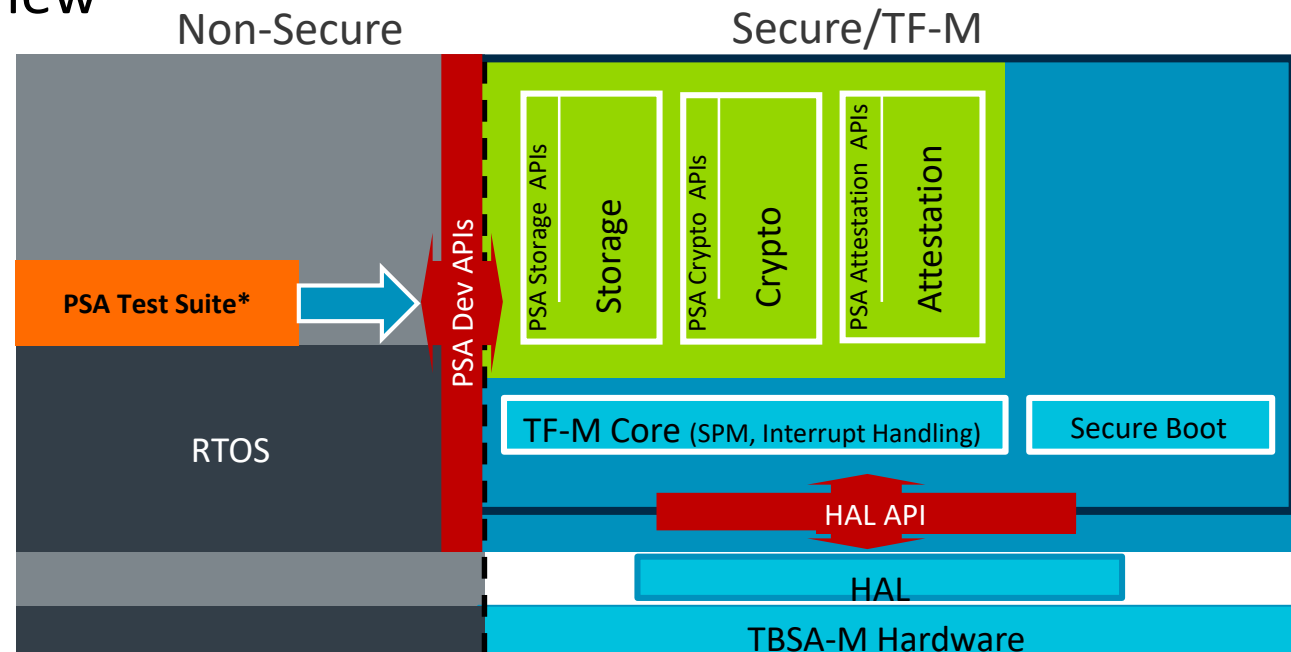


Application  
RoT

\* Containing Test Suite of  
PSA Crypto, Secure  
Storage & Attestation  
APIs

# Trusted Firmware-M: Enabling a Secure Ecosystem

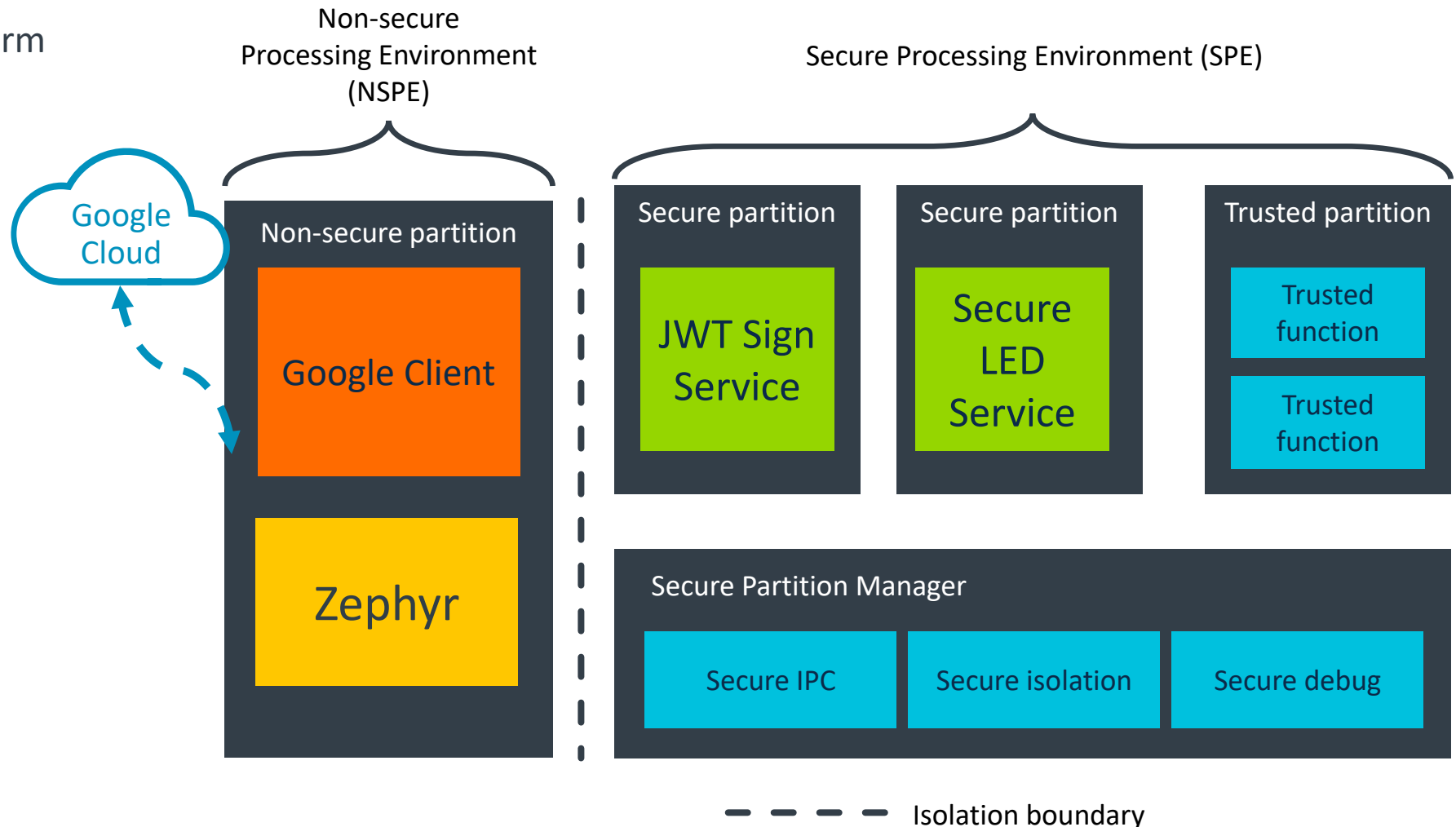
- Sample Integration with RTOS
- CMSIS Packs
- Standardized PSA APIs
- Standard HAL Interface
- Public Mailing List: Open Design and Review
- Multiple Toolchains
- Certifiable Friendly





# Proof Of Concept: Google Cloud/Zephyr/TF-M

- Musca-A Board
  - Arm IoT Reference Platform
  - Cortex-M33 core
- SPE - TF-M
- NSPE - Google Client on Zephyr RTOS
- Google Client uses JWT Sign Service and Secure LED Service





PSA  
Launched

Q3'2017

TF-M  
v0.1

Q1'2018

PSA Specs,  
TF.org

Q4'2018

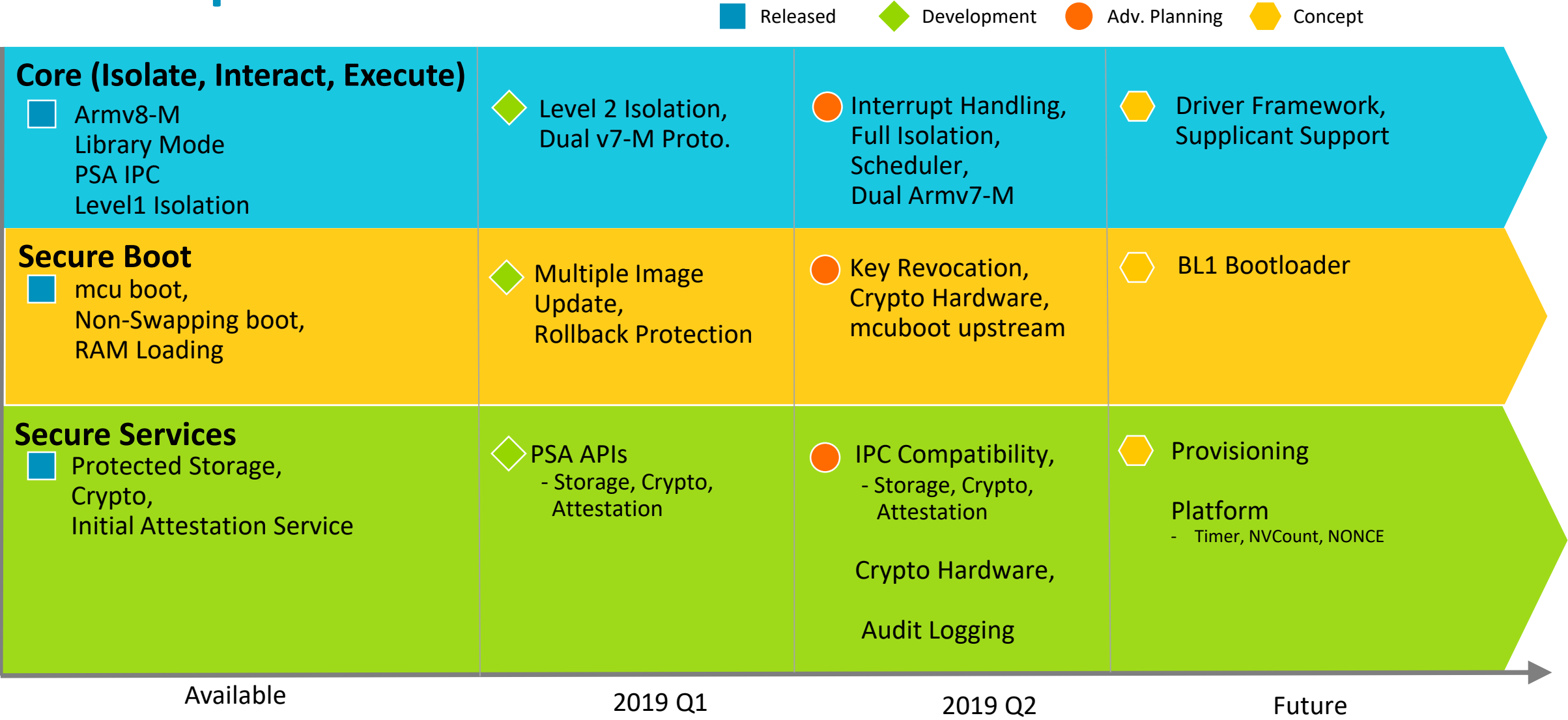
TF-M  
v1.0-Beta  
PSA Func,  
L1 Certified

Today

TF-M v1.0  
L2 Certified

2019


# Roadmap



arm

How CMSIS and TF-M  
software packs  
simplify  
IoT end-node  
development

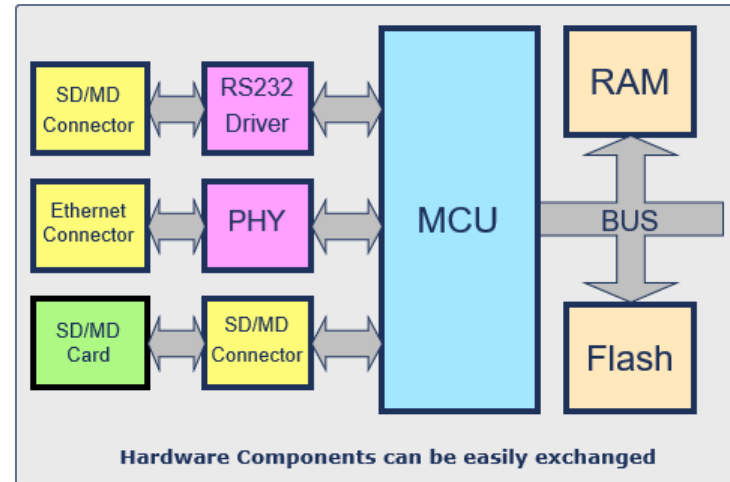
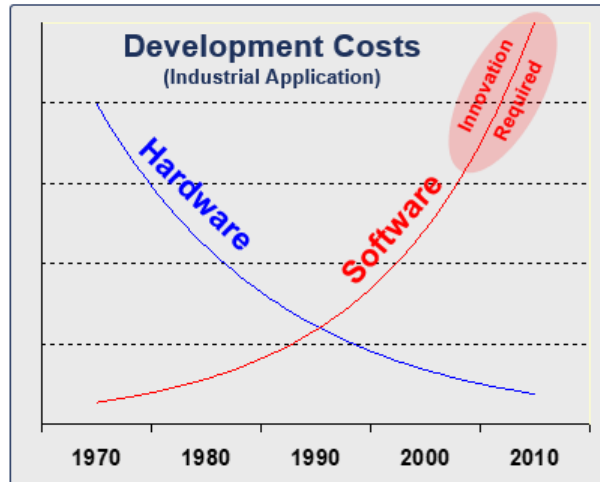
How can we deploy  
software to all these  
IoT devices





# CMSIS vision 10 years ago: SW components easy to exchange

## Software Complexity – The Challenge



- Well-known issues the drive software costs
  - Increasing product requirements that are implemented by software
  - Hardware problems tend to become compensated by software
- Software components are incompatible and cannot be re-used.




Software Standards are key for the future!

## Where are we today?

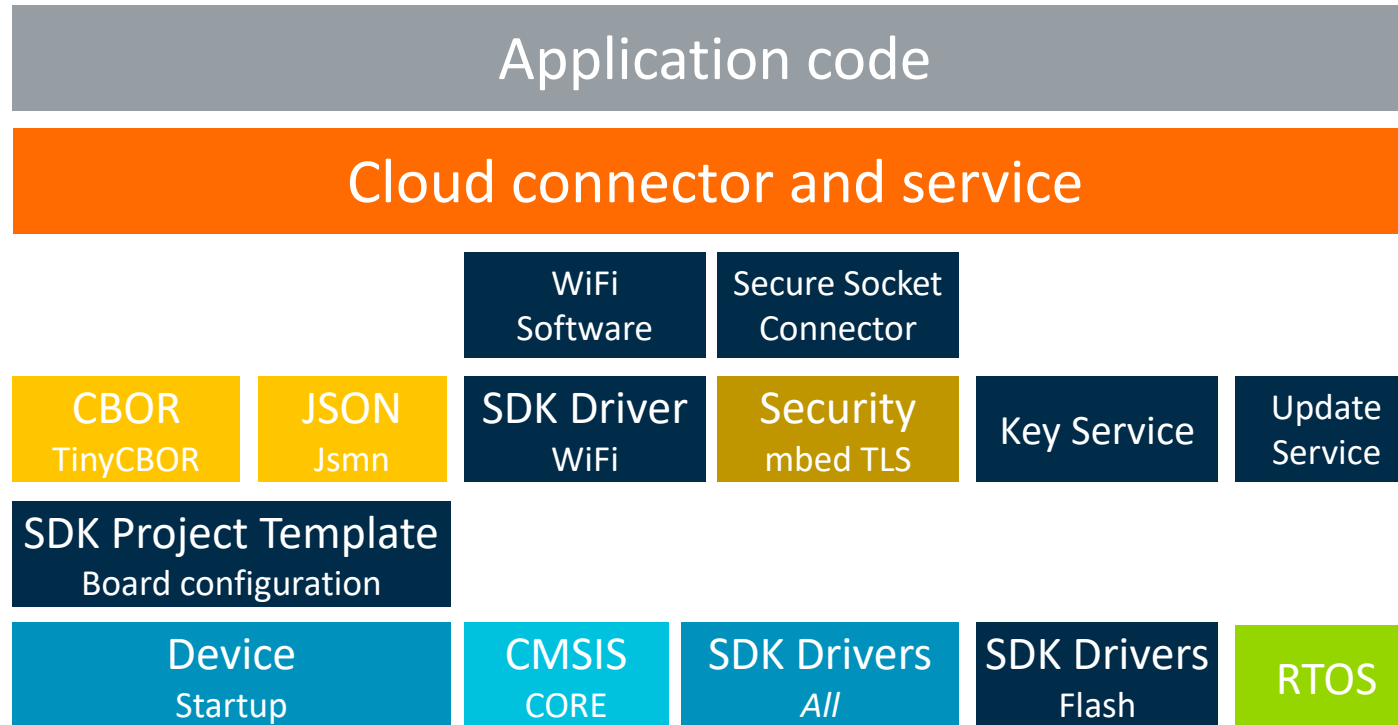
- CMSIS-Core, RTOS, DSP, NN, Driver define common SW for various processors/devices and peripherals
- TF-M adds security for IoT
- All relevant silicon vendors deliver device family packs in CMSIS format
- CMSIS-Pack defines the framework for software components
- CMSIS-Pack management is implemented by several mainstream toolchains: IAR, Arm Development Studio, Keil MDK, and SiP toolchains

So, let's apply it....

# Cloud connector software stack and IoT kits



# Cloud connector software stack – framed in packs



**Benefit: easy to add new components. SiP can differentiate!**

## Proof of Concept

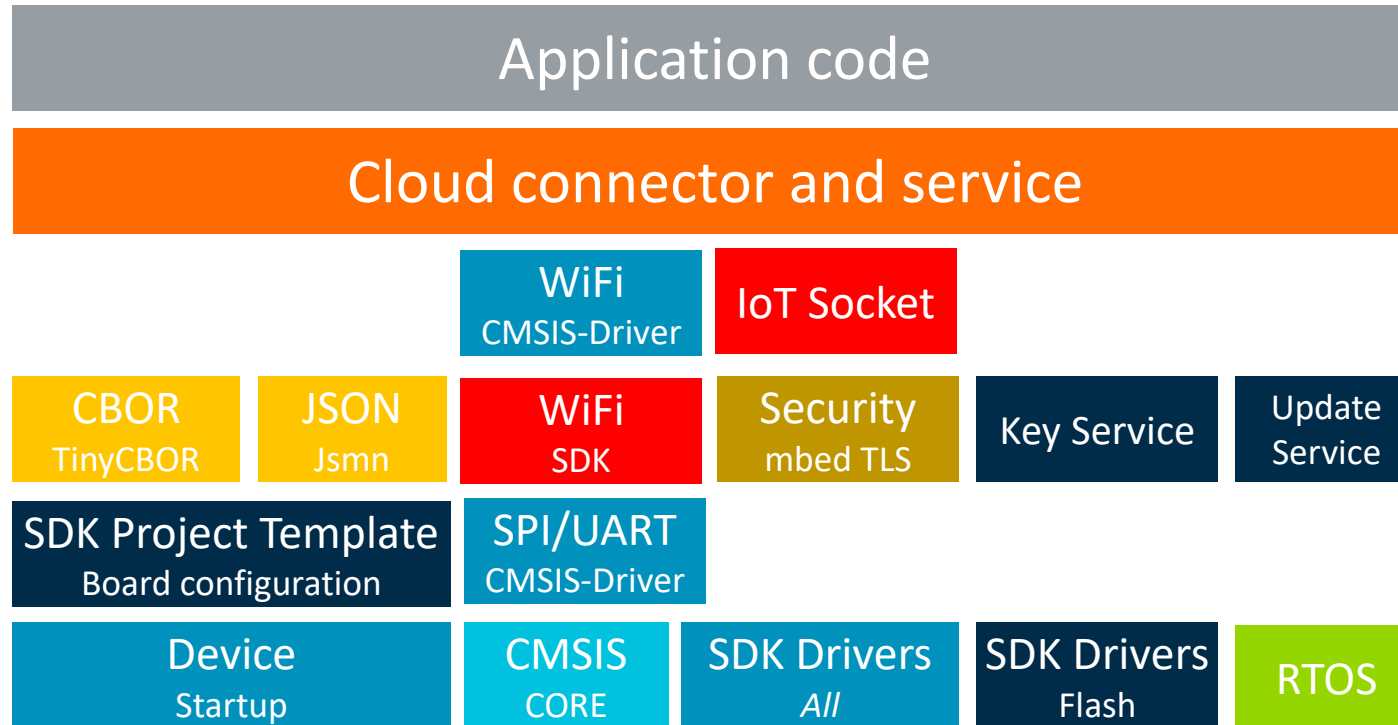
Cloud connector stack re-worked to use software packs.

PoC separates common software components: now it is simpler to re-use and update.

**Seven components are hardware dependant and need rework to adopt a new target hardware.**



# Adding WiFi Driver and IoT Socket packs



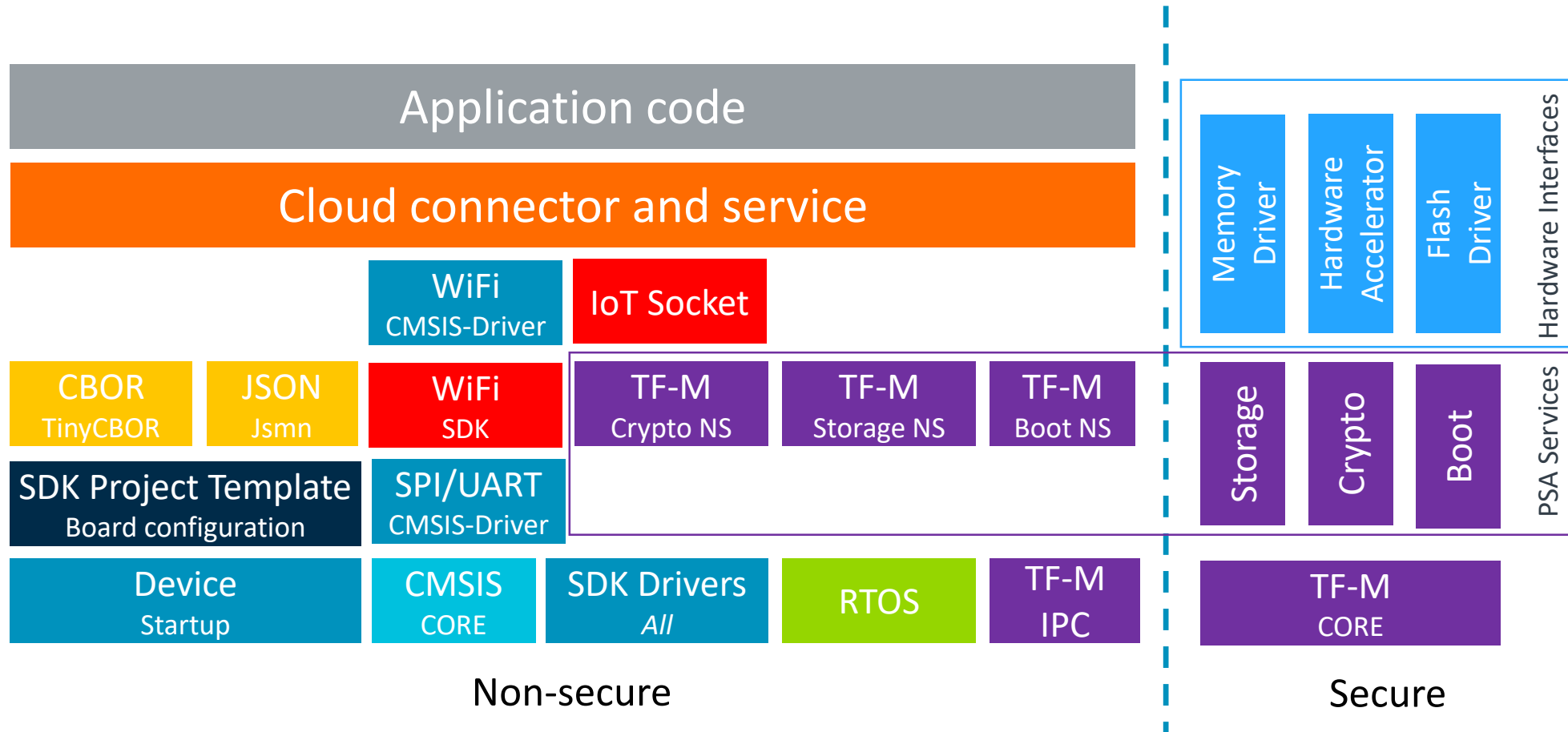
Utilizing generic WiFi, Networking, and IoT Socket packs can further reduce efforts of hardware adoption.

WiFi chipsets frequently interface via SPI. Utilizing the CMSIS-Driver interface makes it generic.





# Cloud software stack on Armv8-M with TrustZone



CMSIS + TF-M can drastically simplify software configuration to custom hardware

Alignment with CMSIS and TF-M can simplify security, crypto, and firmware update



| CMSIS timeline | Description   | How you can contribute   |
|----------------|---|--|
| April 2019     | <b>CMSIS v5.5.0</b> release with: <ul style="list-style-type: none"> <li>- Core(M): Armv8.1-M support</li> <li>- Driver: WiFi API</li> <li>- DSP: resolved reported issues</li> </ul> | Review live repository on <a href="https://github.com/arm-software/cmsis_5">https://github.com/arm-software/cmsis_5</a><br>Use ' <a href="#">Issues</a> ' to report problems or raise requests |
| April/May 2019 | WiFi driver implementations and <a href="#">IoT Connector</a> release   | WiFi chip set vendor: <a href="#">add your own driver</a><br>Tool vendor: <a href="#">adopt projects to your toolchain</a>   |
| April 2019     | <b>CMSIS-Zone</b> beta version: <ul style="list-style-type: none"> <li>- examples: for v8M devices</li> </ul>   | Feedback on <a href="#">current CMSIS-Zone specification</a>   |
| April – June   | <ul style="list-style-type: none"> <li>- heterogenous system setup</li> <li>- RTX5 with MPU protection</li> </ul>   | Review example projects, adapt examples to your toolchain or RTOS  |
| July 2019      | <b>CMSIS-Zone</b> final release   | Open source project with examples on <a href="https://github.com/arm-software/CMSIS-Zone">https://github.com/arm-software/CMSIS-Zone</a>   |
| June 2019      | TF-M with generic HAL adopted to several Cortex-M23/33  | tbd  |
| Outlook        | CMSIS-DAP: Secure Debug reference implementation<br>CMSIS-SVD: extensions for v8-M devices to provide data to CMSIS-ZONE<br>CMSIS-Pack: Generic project file format                   |  |

The ARM logo is displayed in a white, lowercase, sans-serif font. The letters are bold and modern, with the 'a' and 'm' having a slightly rounded, friendly appearance. The logo is centered horizontally on the left side of the slide.

The Arm trademarks featured in this presentation are registered trademarks or trademarks of Arm Limited (or its subsidiaries) in the US and/or elsewhere. All rights reserved. All other marks featured may be trademarks of their respective owners.

[www.arm.com/company/policies/trademarks](http://www.arm.com/company/policies/trademarks)